

Selection guide

for ESCC low frequency cables, 600 VAC

ESCC wires and cables - AXALU® aluminium cables

AXON' supply a large range of wires and cables in compliance with ESA standards.

In addition AXON' has developed, together with Alcatel Space, AXALU® aluminium round cables for power distribution in satellites.

To help you chose the ESCC or AXALU® wire best suited to your application we propose the following selection guide.

PRODUCT FAMILY	DESCRIPTION	OPERATING TEMPERATURE	APPLICATIONS	APPROVED SPACE PROJECTS
ESCC 3901 001	Polyimide insulated wires and cables	-100°C to +200°C	Large conductor gauges: AWG 12 to 16.	HOT BIRD, LISA PATHFINDER, ARIANE 54, EUROSTAR 3000
ESCC 3901 002	Lightweight polyimide insulated wires and cables	-100°C to +200°C	Smaller conductor gauges than the ESCC 3901 001 family: AWG 18 to 28.	HOT BIRD, LISA PATHFINDER, GAIA, ARIANE 5, ALPHASAT, SENTINEL 2
ESCC 3901 012	Extruded cross-linked ETFE insulated wires and cables	-100°C to +200°C	Large range of conductor gauges from AWG 12 to 30.	CBERS, SAOCOM, SENTINEL
ESCC 3901 013	PTFE insulated wires and cables	-100°C to +200°C	Internal cabling of electronic boxes. PTFE allows for a thinner jacket and improves flexibility.	PLANCK, LISA PATHFINDER
ESCC 3901 018	Polyimide / Fluorothermoplastic insulated wires and cables	-200°C to +200°C	Low Earth Orbit (LEO) applications. Jacket resistant to atomic oxygen (ATOX) environment.	GOCE, BEPI COLOMBO
ESCC 3901 019	CELLOFLON® / Polyimide insulated wires and cables	-200°C to +200°C	Cryogenic applications (optical instruments), and wherever mass is a critical issue. Celloflon® is a weight saving material with high stability across large temperature range.	EXOMARS ROVER, GALILEO
ESCC 3901 021	CELLOFLON® / Polyimide insulated shielded cables with drain wire	-200°C to +200°C	Same as 019 family. In addition, a drain wire is provided to ease shield construction.	
ESCC 3901 024	Abrasion Resistance Tape (ART®) PTFE insulated wires and cables	-200°C to +200°C	Abrasion resistant ART® PTFE AXON' tape Improved flexibility and bend radius.	VEGA LAUNCHER

PRODUCT FAMILY	DESCRIPTION	OPERATING TEMPERATURE	APPLICATIONS	APPROVED SPACE PROJECTS
ESCC 3902 002	Coaxial cable: CELLOFLON® PTFE dielectric	-200°C to +180°C	Coaxial line with 50 or 75 Ohms.	
ESCC 3902 002	Triaxial cable: CELLOFLON® PTFE dielectric	-200°C to +180°C	Triaxial line with 50 or 75 Ohms.	
ESCC 3902 002	Twisted pair bus cable	-200°C to +180°C	Balanced shielded line with 75, 100 or 120 Ohms.	GAIA, HOT BIRD, SENTINEL 1
ESCC 3902 003	Quadribus cable	-200°C to +180°C	100 Ohms LVDS protocol like spacewire, IEEE 1394,...	AMS, COROT, GAIA, ALPHASAT

PRODUCT FAMILY	DESCRIPTION	OPERATING TEMPERATURE	APPLICATIONS	APPROVED SPACE PROJECTS
AXALU®	Aluminium silver plated conductors with cross-linked ETFE insulation	-100°C to +150°C	Power distribution systems on satellites. Weight-saving aluminium conductors.	SPACEBUS 2000 & 4000

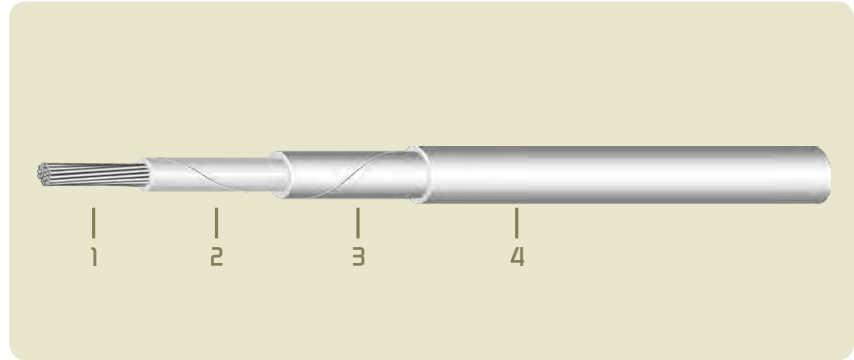
Single wires

ESCC 3901 001

Polyimide insulation

Operating temperature: -100°C up to +200°C

Voltage rating: 600 VAC max.



Construction

- 1 - Stranded silver plated copper or copper alloy conductor,
- 2 - Polyimide tape,
- 3 - Polyimide tape,
- 4 - Polyimide coating.

Main characteristics

Excellent physical, chemical and electrical properties:

- › excellent penetration resistance under pressure,
- › excellent radiation resistance,
- › resist large overloads with no fire risk,
- › non-flammable,
- › resistant to most chemicals,
- › suited for thermal, mechanical or laser stripping.

AXON' REFERENCE	CONDUCTOR					MAX. Ø mm	SINGLE WIRE COLOUR	MAX. WEIGHT g/m
	AWG	STRANDING Nb x Ø mm	MAX. Ø mm	NOM. CROSS SECTION mm ²	MAX. DC RESISTANCE AT 20°C Ω / km			
ESCC 3901 001 47	28	19X0.08 SPCA	0.43	0.10	242	0.73	Brown	1.37
ESCC 3901 001 24	26	19X0.10 SPCA	0.53	0.15	148	0.84	Black	2.05
ESCC 3901 001 25	24	19X0.12 SPCA	0.64	0.21	105	0.95	Khaki-beige	2.75
ESCC 3901 001 26	22	19X0.16 SPC	0.85	0.38	50.9	1.15	Red	4.40
ESCC 3901 001 27	20	19X0.20 SPC	1.04	0.60	32.2	1.35	Green	6.65
ESCC 3901 001 28	18	19X0.25 SPC	1.29	0.93	20.6	1.60	Yellow	9.98
ESCC 3901 001 29	16	19X0.30 SPC	1.53	1.30	14.3	1.85	Brown	14.0
ESCC 3901 001 30	14	27X0.30 SPC	1.87	1.90	10.1	2.19	Khaki-beige	19.6
ESCC 3901 001 31	12	45X0.30 SPC	2.50	3.20	6.03	2.80	Khaki-beige	32.1

SPC: silver plated copper - SPCA: silver plated copper alloy

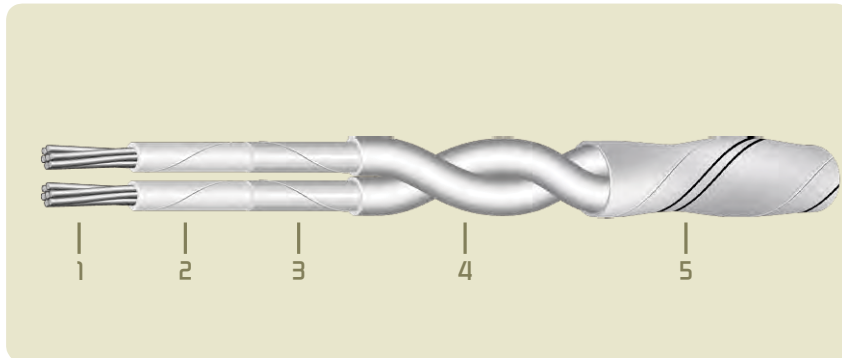
Twisted pairs

ESCC 3901 001

Polyimide insulation

Operating temperature: -100°C up to +200°C

Voltage rating: 600 VAC max.



Construction

- 1 - Stranded silver plated copper or copper alloy conductor,
- 2 - Polyimide tape,
- 3 - Polyimide tape,
- 4 - Polyimide coating,
- 5 - Polyimide tape with stripes.

Main characteristics

Excellent physical, chemical and electrical properties:

- › excellent penetration resistance under pressure,
- › excellent radiation resistance,
- › resist large overloads with no fire risk,
- › non-flammable,
- › resistant to most chemicals,
- › suited for thermal, mechanical or laser stripping.

AXON' REFERENCE	CONDUCTOR					SINGLE WIRE MAX. Ø mm	SINGLE WIRE COLOUR	OVERALL MAX. Ø mm	JACKET & STRIPE COLOUR	MAX. WEIGHT g/m
	AWG	STRANDING Nb x Ø mm	MAX. Ø mm	NOM. CROSS SECTION mm ²	MAX. DC RESISTANCE AT 20°C Ω / km					
ESCC 3901 001 32	16	19X0.30 SPC	1.53	1.30	15.0	1.85	Brown	3.80	Amber & brown	30.7
ESCC 3901 001 33	14	27X0.30 SPC	1.87	1.90	10.6	2.19	Khaki-beige	4.48	Amber & white	43.1
ESCC 3901 001 34	12	45X0.30 SPC	2.40	3.20	6.33	2.80	Khaki-beige	5.70	Amber & white	70.6

Stripe width: 0.6mm +/- 30%
Space between two stripes: 1.0mm +/- 30%

SPC: silver plated copper


Twisted triples

ESCC 3901 001

Polyimide insulation

Operating temperature: -100°C up to +200°C

Voltage rating: 600 VAC max.



Construction

- 1 - Stranded silver plated copper or copper alloy conductor,
- 2 - Polyimide tape,
- 3 - Polyimide tape,
- 4 - Polyimide coating,
- 5 - Polyimide tape with stripes.

Main characteristics

Excellent physical, chemical and electrical properties:

- > excellent penetration resistance under pressure,
- > excellent radiation resistance,
- > resist large overloads with no fire risk,
- > non-flammable,
- > resistant to most chemicals,
- > suited for thermal, mechanical or laser stripping.

AXON' REFERENCE	CONDUCTOR					SINGLE WIRE MAX. Ø mm	SINGLE WIRE COLOUR	OVERALL MAX. Ø mm	JACKET & STRIPE COLOUR	MAX. WEIGHT g/m
	AWG	STRANDING Nb x Ø mm	MAX. Ø mm	NOM. CROSS SECTION mm ²	MAX. DC RESISTANCE AT 20°C Ω / km					
ESCC 3901 001 35	16	19X0.30 SPC	1.53	1.30	15.0	1.85	Brown	4.08	Amber & Brown	46.1
ESCC 3901 001 36	14	27X0.30 SPC	1.87	1.90	10.6	2.19	Khaki-beige	4.82	Amber & White	64.6
ESCC 3901 001 37	12	45X0.30 SPC	2.40	3.20	6.33	2.8	Khaki-beige	6.15	Amber & White	106

Stripe width: 0.6mm +/- 30%
Space between two stripes: 1.0mm +/- 30%

SPC: silver plated copper


Shielded jacketed single wires

ESCC 3901 001

Polyimide insulation

Operating temperature: -100°C up to +200°C

Voltage rating: 600 VAC max.



Construction

- 1 - Stranded silver plated copper or copper alloy conductor,
- 2 - Polyimide tape,
- 3 - Polyimide tape,
- 4 - Polyimide coating,
- 5 - Silver plated copper helicoidal shield,
- 6 - Polyimide tape,
- 7 - FEP coating with stripes.

Main characteristics

Excellent physical, chemical and electrical properties:

- > excellent penetration resistance under pressure,
- > excellent radiation resistance,
- > resist large overloads with no fire risk,
- > non-flammable,
- > resistant to most chemicals,
- > suited for thermal, mechanical or laser stripping.

AXON' REFERENCE	CONDUCTOR					SHIELD STRAND Ø mm	SINGLE WIRE MAX. Ø mm	SINGLE WIRE COLOUR	OVERALL MAX. Ø mm	JACKET & STRIPE COLOUR	MAX. WEIGHT g/m
	AWG	STRANDING Nb x Ø mm	MAX. Ø mm	NOM. CROSS SECTION mm ²	MAX. DC RESISTANCE AT 20°C Ω / km						
ESCC 3901 001 38	16	19X0.30 SPC	1.53	1.30	14.30	0.10	1.85	Brown	2.23	White & Brown	18.8
ESCC 3901 001 39	14	27X0.30 SPC	1.87	1.90	10.10	0.12	2.19	Khaki-beige	2.63	Light blue & White	27.0
ESCC 3901 001 40	12	45X0.30 SPC	2.40	3.20	6.03	0.15	2.80	Khaki-beige	3.30	Light blue & White	43.3

Stripe width: 0.6mm +/- 30%

SPC: silver plated copper

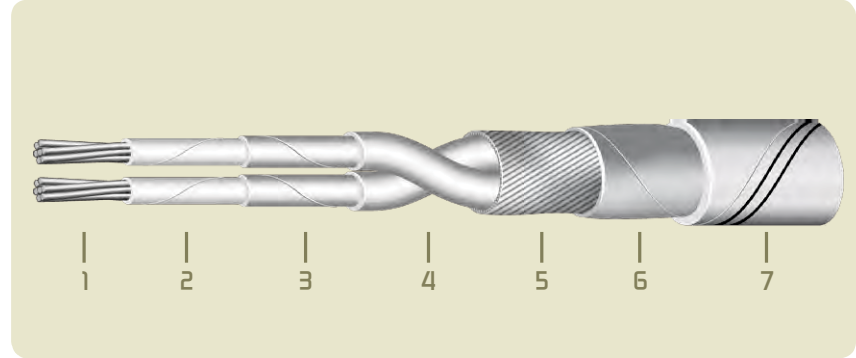
Shielded jacketed twisted pairs

ESCC 3901 001

Polyimide insulation

Operating temperature: -100°C up to +200°C

Voltage rating: 600 VAC max.



Construction

- 1 - Stranded silver plated copper or copper alloy conductor,
- 2 - Polyimide tape,
- 3 - Polyimide tape,
- 4 - Polyimide coating,
- 5 - Silver plated copper helicoidal shield,
- 6 - Polyimide tape,
- 7 - PTFE tape with stripes.

Main characteristics

Excellent physical, chemical and electrical properties:

- > excellent penetration resistance under pressure,
- > excellent radiation resistance,
- > resist large overloads with no fire risk,
- > non-flammable,
- > resistant to most chemicals,
- > suited for thermal, mechanical or laser stripping.

AXON' REFERENCE	CONDUCTOR					SHIELD STRAND Ø mm	SINGLE WIRE MAX. Ø mm	SINGLE WIRE COLOUR	OVERALL MAX. Ø mm	JACKET & STRIPE COLOUR	MAX. WEIGHT g/m
	AWG	STRANDING Nb x Ø mm	MAX. Ø mm	NOM. CROSS SECTION mm ²	MAX. DC RESISTANCE AT 20°C Ω / km						
ESCC 3901 001 41	16	19X0.30 SPC	1.53	1.30	15.00	0.15	1.85	Brown	4.26	White & Brown	41.8
ESCC 3901 001 42	14	27X0.30 SPC	1.87	1.90	10.60	0.15	2.19	Khaki-beige	5.07	Light blue & White	55.6
ESCC 3901 001 43	12	45X0.30 SPC	2.40	3.20	6.33	0.20	2.80	Khaki-beige	6.30	Light blue & White	90.5

Stripe width: 0.6mm +/- 30%
Space between two stripes: 1.0mm +/- 30%

SPC: silver plated copper

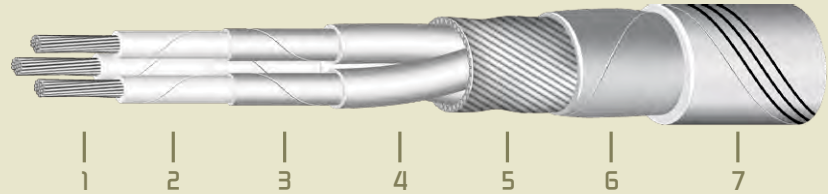
Shielded jacketed twisted triples

ESCC 3901 001

Polyimide insulation

Operating temperature: -100°C up to +200°C

Voltage rating: 600 VAC max.



Construction

- 1 - Stranded silver plated copper or copper alloy conductor,
- 2 - Polyimide tape,
- 3 - Polyimide tape,
- 4 - Polyimide coating,
- 5 - Silver plated copper helicoidal shield,
- 6 - Polyimide tape,
- 7 - PTFE tape with stripes.

Main characteristics

Excellent physical, chemical and electrical properties:

- › excellent penetration resistance under pressure,
- › excellent radiation resistance,
- › resist large overloads with no fire risk,
- › non-flammable,
- › resistant to most chemicals,
- › suited for thermal, mechanical or laser stripping.

AXON' REFERENCE	CONDUCTOR					SHIELD STRAND Ø mm	SINGLE WIRE MAX. Ø mm	SINGLE WIRE COLOUR	OVERALL MAX. Ø mm	JACKET & STRIPE COLOUR	MAX. WEIGHT g/m
	AWG	STRANDING Nb x Ø mm	MAX. Ø mm	NOM. CROSS SECTION mm ²	MAX. DC RESISTANCE AT 20°C Ω / km						
ESCC 3901 001 44	16	19X0.30 SPC	1.53	1.30	15	0.15	1.85	Brown	4.54	White & Brown	58.2
ESCC 3901 001 45	14	27X0.30 SPC	1.87	1.90	10.60	0.20	2.19	Khaki-beige	5.40	Light blue & White	83.3
ESCC 3901 001 46	12	45X0.30 SPC	2.40	3.20	6.33	0.20	2.80	Khaki-beige	6.72	Light blue & White	127.3

Stripe width: 0.6mm +/- 30%
Space between two stripes: 1.0mm +/- 30%

SPC: silver plated copper

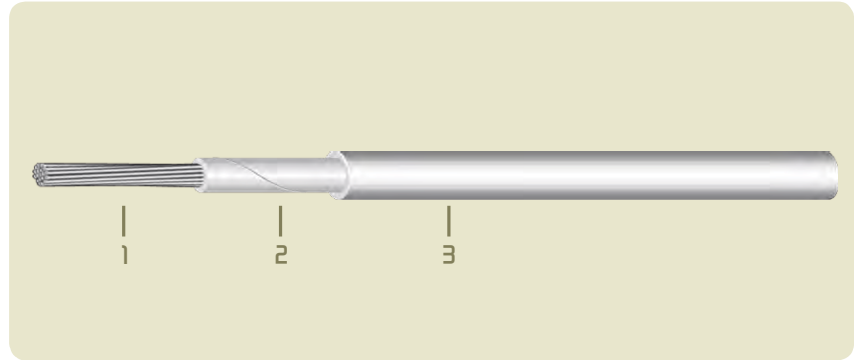
Single wires

ESCC 3901 002

Polyimide insulation, light version

Operating temperature: -100°C up to +200°C

Voltage rating: 600 VAC max.



Construction

- 1 - Stranded silver plated copper or copper alloy conductor,
- 2 - Polyimide tape,
- 3 - Polyimide coating.

Main characteristics

Excellent physical, chemical and electrical properties:

- > excellent penetration resistance under pressure,
- > excellent radiation resistance,
- > resist large overloads with no fire risk,
- > non-flammable,
- > resistant to most chemicals,
- > suited for thermal, mechanical or laser stripping.

AXON' REFERENCE	CONDUCTOR					MAX. Ø mm	SINGLE WIRE COLOUR	MAX. WEIGHT g/m
	AWG	STRANDING Nb x Ø mm	MAX. Ø mm	NOM. CROSS SECTION mm ²	MAX. DC RESISTANCE AT 20°C Ω / km			
ESCC 3901 002 61	28	19X0.08 SPCA	0.43	0.10	242	0.68	Brown	1.23
ESCC 3901 002 56	26	19X0.10 SPCA	0.53	0.15	148	0.78	Black	1.93
ESCC 3901 002 57	24	19X0.12 SPCA	0.64	0.21	105	0.88	Khaki-beige	2.64
ESCC 3901 002 58	22	19X0.16 SPC	0.85	0.38	50.9	1.08	Red	4.25
ESCC 3901 002 59	20	19X0.20 SPC	1.04	0.60	32.2	1.28	Green	6.49
ESCC 3901 002 60	18	19X0.25 SPC	1.29	0.93	20.6	1.53	Yellow	9.79

SPC: silver plated copper - SPCA: silver plated copper alloy

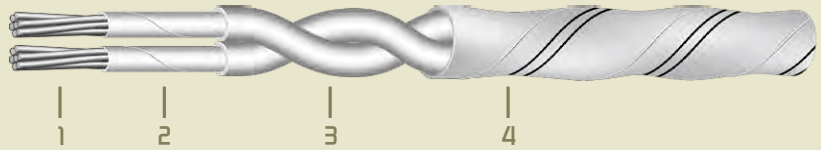
Twisted pairs

ESCC 3901 002

Polyimide insulation, light version

Operating temperature: -100°C up to +200°C

Voltage rating: 600 VAC max.



Construction

- 1 - Stranded silver plated copper or copper alloy conductor,
- 2 - Polyimide tape,
- 3 - Polyimide coating,
- 4 - Polyimide tape with stripes.

Main characteristics

Excellent physical, chemical and electrical properties:

- › excellent penetration resistance under pressure,
- › excellent radiation resistance,
- › resist large overloads with no fire risk,
- › non-flammable,
- › resistant to most chemicals,
- › suited for thermal, mechanical or laser stripping.

AXON' REFERENCE	CONDUCTOR					SINGLE WIRE MAX. Ø mm	SINGLE WIRE COLOUR	OVERALL MAX. Ø mm	JACKET & NUMBER, TYPE & COLOUR OF STRIPES	MAX. WEIGHT g/m
	AWG	STRANDING Nb x Ø mm	MAX. Ø mm	NOM. CROSS SECTION mm ²	MAX. DC RESISTANCE AT 20°C Ω / km					
ESCC 3901 002 62	28	19x0.08 SPCA	0.43	0.10	254	0.68	Brown	1.43	Amber & 2 narrow brown	2.70
ESCC 3901 002 31	26	19x0.10 SPCA	0.53	0.15	155	0.78	Black	1.64	Amber & 2 narrow black	4.42
ESCC 3901 002 32	24	19x0.12 SPCA	0.64	0.21	110	0.88	Khaki-beige	1.84	Amber & 2 narrow white	5.91
ESCC 3901 002 33	22	19x0.16 SPC	0.85	0.38	53.5	1.08	Red	2.24	Amber & 2 narrow red	9.41
ESCC 3901 002 34	20	19x0.20 SPC	1.04	0.60	33.8	1.28	Green	2.64	Amber & 2 narrow green	14.20
ESCC 3901 002 35	18	19x0.25 SPC	1.29	0.93	21.6	1.53	Yellow	3.15	Amber & 2 narrow yellow	21.30

Stripe width: 0.6mm +/- 30%
Space between two stripes: 1.0mm +/- 30%

SPC: silver plated copper - SPCA: silver plated copper alloy


Twisted triples

ESCC 3901 002

Polyimide insulation, light version

Operating temperature: -100°C up to +200°C

Voltage rating: 600 VAC max.



Construction

- 1 - Stranded silver plated copper or copper alloy conductor,
- 2 - Polyimide tape,
- 3 - Polyimide coating,
- 4 - Polyimide tape with stripes.

Main characteristics

Excellent physical, chemical and electrical properties:

- > excellent penetration resistance under pressure,
- > excellent radiation resistance,
- > resist large overloads with no fire risk,
- > non-flammable,
- > resistant to most chemicals,
- > suited for thermal, mechanical or laser stripping.

AXON' REFERENCE	CONDUCTOR					SINGLE WIRE MAX. Ø mm	SINGLE WIRE COLOUR	OVERALL MAX. Ø mm	JACKET & NUMBER, TYPE & COLOUR OF STRIPES	MAX. WEIGHT g/m
	AWG	STRANDING Nb x Ø mm	MAX. Ø mm	NOM. CROSS SECTION mm ²	MAX. DC RESISTANCE AT 20°C Ω / km					
ESCC 3901 002 63	28	19X0.08 SPCA	0.43	0.10	254	0.68	Brown	1.53	Amber	3.95
ESCC 3901 002 36	26	19x0.10 SPCA	0.53	0.15	155	0.78	Black	1.76	Amber & 3 narrow black	6.45
ESCC 3901 002 37	24	19x0.12 SPCA	0.64	0.21	110	0.88	Khaki-beige	1.97	Amber & 3 narrow white	8.81
ESCC 3901 002 38	22	19x0.16 SPC	0.85	0.38	53.5	1.08	Red	2.40	Amber & 3 narrow red	14.30
ESCC 3901 002 39	20	19x0.20 SPC	1.04	0.60	33.8	1.28	Green	2.84	Amber & 3 narrow green	21.10
ESCC 3901 002 40	18	19x0.25 SPC	1.29	0.93	21.6	1.53	Yellow	3.40	Amber & 3 narrow yellow	31.60

Stripe width: 0.6mm +/- 30%
Space between two stripes: 1.0mm +/- 30%

SPC: silver plated copper - SPCA: silver plated copper alloy


Shielded jacketed single wires

ESCC 3901 002

Polyimide insulation, light version

Operating temperature: -100°C up to +200°C

Voltage rating: 600 VAC max.



Construction

- 1 - Stranded silver plated copper or copper alloy conductor,
- 2 - Polyimide tape,
- 3 - Polyimide coating,
- 4 - Silver plated copper helicoidal shield,
- 5 - Polyimide tape,
- 6 - FEP coating with stripes.

Main characteristics

Excellent physical, chemical and electrical properties:

- › excellent penetration resistance under pressure,
- › excellent radiation resistance,
- › resist large overloads with no fire risk,
- › non-flammable,
- › resistant to most chemicals,
- › suited for thermal, mechanical or laser stripping.

AXON' REFERENCE	CONDUCTOR					SHIELD STRAND Ø mm	SINGLE WIRE MAX. Ø mm	SINGLE WIRE COLOUR	OVERALL MAX. Ø mm	JACKET & NUMBER, TYPE & COLOUR OF STRIPE(S)	MAX. WEIGHT g/m
	AWG	STRANDING Nb x Ø mm	MAX. Ø mm	NOM. CROSS SECTION mm ²	MAX. DC RES. AT 20°C Ω / km						
ESCC 3901 002 64	28	19X0.08 SPCA	0.43	0.10	242	0.08	0.68	Brown	1.07	White & 1 narrow ■	3.05
ESCC 3901 002 41	26	19x0.10 SPCA	0.53	0.15	148	0.08	0.78	Black	1.13	White & 1 narrow ■	3.85
ESCC 3901 002 42	24	19x0.12 SPCA	0.64	0.21	105	0.08	0.88	Khaki-beige	1.23	Light blue & 1 narrow □	4.75
ESCC 3901 002 43	22	19x0.16 SPC	0.85	0.38	50.9	0.08	1.08	Red	1.43	White & 1 narrow ■	6.86
ESCC 3901 002 44	20	19x0.20 SPC	1.04	0.60	32.2	0.08	1.28	Green	1.63	White & 1 narrow ■	9.43
ESCC 3901 002 45	18	19x0.25 SPC	1.29	0.93	20.6	0.10	1.53	Yellow	1.92	White & 1 narrow ■	13.8

Stripe width: 0.6mm +/- 30%

SPC: silver plated copper - SPCA: silver plated copper alloy

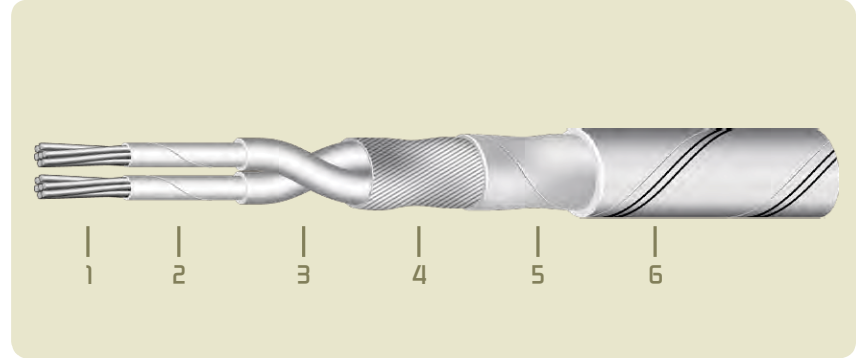
Shielded jacketed twisted pairs

ESCC 3901 002

Polyimide insulation, light version

Operating temperature: -100°C up to +200°C

Voltage rating: 600 VAC max.



Construction

- 1 - Stranded silver plated copper or copper alloy conductor,
- 2 - Polyimide tape,
- 3 - Polyimide coating,
- 4 - Silver plated copper helicoidal shield,
- 5 - Polyimide tape,
- 6 - PTFE tape with stripes.

Main characteristics

Excellent physical, chemical and electrical properties:

- > excellent penetration resistance under pressure,
- > excellent radiation resistance,
- > resist large overloads with no fire risk,
- > non-flammable,
- > resistant to most chemicals,
- > suited for thermal, mechanical or laser stripping.

AXON' REFERENCE	CONDUCTOR					SHIELD STRAND Ø mm	SINGLE WIRE MAX. Ø mm	SINGLE WIRE COLOUR	OVERALL MAX. Ø mm	JACKET & NUMBER, TYPE & COLOUR OF STRIPES	MAX. WEIGHT g/m
	AWG	STRANDING Nb x Ø mm	MAX. Ø mm	NOM. CROSS SECTION mm ²	MAX. DC RES. AT 20°C Ω / km						
ESCC 3901 002 65	28	19X0.08 SPCA	0.43	0.10	254	0.08	0.68	Brown	1.80	White & 2 narrow ■	5.70
ESCC 3901 002 46	26	19x0.10 SPCA	0.53	0.15	155	0.08	0.78	Black	2.01	White & 2 narrow ■	8.00
ESCC 3901 002 47	24	19x0.12 SPCA	0.64	0.21	110	0.10	0.88	Khaki-beige	2.24	Light blue & 2 narrow □	10.50
ESCC 3901 002 48	22	19x0.16 SPC	0.85	0.38	53.5	0.10	1.08	Red	2.65	White & 2 narrow ■	14.80
ESCC 3901 002 49	20	19x0.20 SPC	1.04	0.60	33.8	0.10	1.28	Green	3.03	White & 2 narrow ■	20.20
ESCC 3901 002 50	18	19x0.25 SPC	1.29	0.93	21.6	0.12	1.53	Yellow	3.58	White & 2 narrow ■	29.60

Stripe width: 0.6mm +/- 30%
Space between two stripes: 1.0mm +/- 30%

SPC: silver plated copper - SPCA: silver plated copper alloy


Shielded jacketed twisted triples

ESCC 3901 002

Polyimide insulation, light version

Operating temperature: -100°C up to +200°C

Voltage rating: 600 VAC max.



1 2 3 4 5 6

Construction

- 1 - Stranded silver plated copper or copper alloy conductor,
- 2 - Polyimide tape,
- 3 - Polyimide coating,
- 4 - Silver plated copper helicoidal shield,
- 5 - Polyimide tape,
- 6 - PTFE tape with stripes.

Main characteristics

Excellent physical, chemical and electrical properties:

- › excellent penetration resistance under pressure,
- › excellent radiation resistance,
- › resist large overloads with no fire risk,
- › non-flammable,
- › resistant to most chemicals,
- › suited for thermal, mechanical or laser stripping.

AXON' REFERENCE	CONDUCTOR					SHIELD STRAND Ø mm	SINGLE WIRE MAX. Ø mm	SINGLE WIRE COLOUR	OVERALL MAX. Ø mm	JACKET & NUMBER, TYPE & COLOUR OF STRIPES	MAX. WEIGHT g/m
	AWG	STRANDING Nb x Ø mm	MAX. Ø mm	NOM. CROSS SECTION mm ²	MAX. DC RES. AT 20°C Ω / km						
ESCC 3901 002 66	28	19X0.08 SPCA	0.43	0.10	254	0.10	0.68	Brown	1.92	White	8.10
ESCC 3901 002 51	26	19x0.10 SPCA	0.53	0.15	155	0.10	0.78	Black	2.15	White & 3 narrow ■	11.20
ESCC 3901 002 52	24	19x0.12 SPCA	0.64	0.21	110	0.10	0.88	Khaki-beige	2.36	Light blue & 3 narrow □	14.00
ESCC 3901 002 53	22	19x0.16 SPC	0.85	0.38	53.5	0.10	1.08	Red	2.82	White & 3 narrow ■	20.20
ESCC 3901 002 54	20	19x0.20 SPC	1.04	0.60	33.8	0.12	1.28	Green	3.26	White & 3 narrow ■	29.40
ESCC 3901 002 55	18	19x0.25 SPC	1.29	0.93	21.6	0.15	1.53	Yellow	3.86	White & 3 narrow ■	44.10

Stripe width: 0.6mm +/- 30%
 Space between two stripes: 1.0mm +/- 30%

SPC: silver plated copper - SPCA: silver plated copper alloy

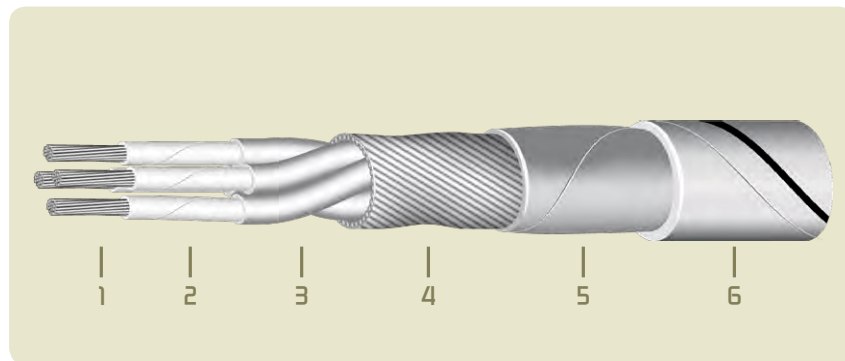
Shielded jacketed twisted quads

ESCC 3901 002

Polyimide insulation, light version

Operating temperature: -100°C up to +200°C

Voltage rating: 600 VAC max.



Construction

- 1 - Stranded silver plated copper or copper alloy conductor,
- 2 - Polyimide tape,
- 3 - Polyimide coating,
- 4 - Silver plated copper helicoidal shield,
- 5 - Polyimide tape,
- 6 - PTFE tape with stripes.

Main characteristics

Excellent physical, chemical and electrical properties:

- > excellent penetration resistance under pressure,
- > excellent radiation resistance,
- > resist large overloads with no fire risk,
- > non-flammable,
- > resistant to most chemicals,
- > suited for thermal, mechanical or laser stripping.

AXON [®] REFERENCE	CONDUCTOR					SHIELD STRAND Ø mm	SINGLE WIRE MAX. Ø mm	SINGLE WIRE COLOUR	OVERALL MAX. Ø mm	JACKET & NUMBER, TYPE & COLOUR OF STRIPES	MAX. WEIGHT g/m
	AWG	STRANDING Nb x Ø mm	MAX. Ø mm	NOM. CROSS SECTION mm ²	MAX. DC RES. AT 20°C Ω / km						
ESCC 3901 002 67	28	19X0.08 SPCA	0.43	0.10	254	0.10	0.68	Brown	2.15	White & 1 wide ■	10.15
ESCC 3901 002 68	26	19x0.10 SPCA	0.53	0.15	155	0.10	0.78	Black	2.40	White & 1 wide ■	13.30
ESCC 3901 002 69	24	19x0.12 SPCA	0.64	0.21	110	0.10	0.88	Khaki-beige	2.65	Light blue & 1 wide □	16.50
ESCC 3901 002 70	22	19x0.16 SPC	0.85	0.38	53.5	0.12	1.08	Red	3.17	White & 1 wide ■	26.40
ESCC 3901 002 71	20	19x0.20 SPC	1.04	0.60	33.8	0.15	1.28	Green	3.70	White & 1 wide ■	38.80

Stripe width: 1.0mm +/- 30%

SPC: silver plated copper - SPCA: silver plated copper alloy


Shielded jacketed twisted 5-core cables

ESCC 3901 002

Polyimide insulation, light version

Operating temperature: -100°C up to +200°C

Voltage rating: 600 VAC max.



Construction

- 1 - PTFE filler,
- 2 - Stranded silver plated copper or copper alloy conductor,
- 3 - Polyimide tape,
- 4 - Polyimide coating,
- 5 - Silver plated copper helical shield,
- 6 - Polyimide tape,
- 7 - PTFE tape with stripes.

Main characteristics

Excellent physical, chemical and electrical properties:

- › excellent penetration resistance under pressure,
- › excellent radiation resistance,
- › resist large overloads with no fire risk,
- › non-flammable,
- › resistant to most chemicals,
- › suited for thermal, mechanical or laser stripping.

AXON' REFERENCE	CONDUCTOR					SHIELD STRAND Ø mm	SINGLE WIRE MAX. Ø mm	SINGLE WIRE COLOUR	OVERALL MAX. Ø mm	JACKET & NUMBER, TYPE & COLOUR OF STRIPES	MAX. WEIGHT g/m
	AWG	STRANDING Nb x Ø mm	MAX. Ø mm	NOM. CROSS SECTION mm ²	MAX. DC RES. AT 20°C Ω / km						
ESCC 3901 002 72	28	19X0.08 SPCA	0.43	0.10	254	0.10	0.68	Brown	2.27	White & 1 wide, 1 narrow ■	12.10
ESCC 3901 002 73	26	19x0.10 SPCA	0.53	0.15	155	0.10	0.78	Black	2.56	White & 1 wide, 1 narrow ■	15.80

Narrow stripe width: 0.6mm +/- 30%
Wide stripe width: 1.0mm +/- 30%
Space between two stripes: 1.0mm +/- 30%

SPCA: silver plated copper alloy

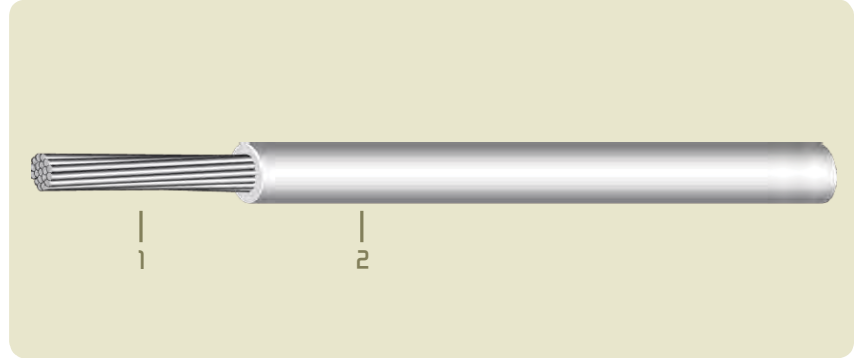
Single wires

ESCC 3901 012

Crosslinked ETFE insulation, standard version

Operating temperature: -100°C up to +200°C

Voltage rating: 600 VAC max.



Construction

- 1 - Stranded silver plated copper or copper alloy conductor,
- 2 - Extruded crosslinked ETFE insulation.

Colour to be specified when ordering (see page 35):

black, brown, red, orange, yellow, green, blue, violet, grey, white.

Note: the colours are light.

Main characteristics

Good physical, chemical and electrical properties:

- > good penetration resistance under pressure,
- > good radiation resistance,
- > resist large overloads with no fire risk,
- > suited for thermal, mechanical or laser stripping.

AXON' REFERENCE	CONDUCTOR				MAX. DC RESISTANCE AT 20°C Ω / km	MAX. Ø mm	MAX. WEIGHT g/m
	AWG	STRANDING Nb x Ø mm	MAX. Ø mm	NOM. CROSS SECTION mm ²			
ESCC 3901 012 01	30	7X0.10 SPCA	0.30	0.06	385.1	0.64	0.98
ESCC 3901 012 02	28	7X0.12 SPCA	0.38	0.08	244	0.70	1.35
ESCC 3901 012 03	26	19X0.10 SPCA	0.53	0.15	149	0.86	2.11
ESCC 3901 012 04	24	19X0.12 SPCA	0.66	0.25	106.2	0.99	2.97
ESCC 3901 012 05	22	19X0.15 SPC	0.79	0.40	54.3	1.14	4.30
ESCC 3901 012 06	20	19X0.20 SPC	1.04	0.60	32.3	1.37	6.91
ESCC 3901 012 07	18	19X0.25 SPC	1.29	1.00	20.3	1.63	10.37
ESCC 3901 012 08	16	19X0.30 SPC	1.55	1.20	14.8	1.90	14.59
ESCC 3901 012 09	14	37X0.25 SPC	1.82	2.00	10.2	2.29	19.60
ESCC 3901 012 10	12	37X0.32 SPC	2.28	3.00	6.51	2.74	31.23

SPC: silver plated copper - SPCA: silver plated copper alloy


Twisted pairs

ESCC 3901 012

Crosslinked ETFE insulation, standard version

Operating temperature: -100°C up to +200°C

Voltage rating: 600 VAC max.



Construction

- 1 - Stranded silver plated copper or copper alloy conductor,
- 2 - Extruded crosslinked ETFE insulation.

Colour to be specified when ordering (see page 35):

black, brown, red, orange, yellow, green, blue, violet, grey, white.

Note: the colours are light.

Main characteristics

Good physical, chemical and electrical properties:

- › good penetration resistance under pressure,
- › good radiation resistance,
- › resist large overloads with no fire risk,
- › resistant to most chemicals
- › suited for thermal, mechanical or laser stripping.

AXON' REFERENCE	CONDUCTOR					SINGLE WIRE MAX. Ø mm	BUNDLE MAX. Ø mm	MAX. WEIGHT g/m
	AWG	STRANDING Nb x Ø mm	MAX. Ø mm	NOM. CROSS SECTION mm ²	MAX. DC RESISTANCE AT 20°C Ω / km			
ESCC 3901 012 11	30	7X0.10 SPCA	0.30	0.06	385.1	0.63	1.28	2.04
ESCC 3901 012 12	28	7X0.12 SPCA	0.38	0.08	244	0.69	1.40	2.78
ESCC 3901 012 13	26	19X0.10 SPCA	0.53	0.15	149	0.86	1.78	4.43
ESCC 3901 012 14	24	19X0.12 SPCA	0.66	0.25	106.2	0.99	1.98	6.12
ESCC 3901 012 15	22	19X0.15 SPC	0.79	0.40	54.3	1.14	2.28	8.86
ESCC 3901 012 16	20	19X0.20 SPC	1.04	0.60	32.3	1.37	2.74	14.48
ESCC 3901 012 17	18	19X0.25 SPC	1.29	1.00	20.3	1.63	3.26	21.74
ESCC 3901 012 18	16	19X0.30 SPC	1.55	1.20	14.8	1.90	3.80	30.58
ESCC 3901 012 19	14	37X0.25 SPC	1.82	2.00	10.2	2.29	4.58	40.84
ESCC 3901 012 20	12	37X0.32 SPC	2.28	3.00	6.51	2.74	5.48	65.46

SPC: silver plated copper - SPCA: silver plated copper alloy

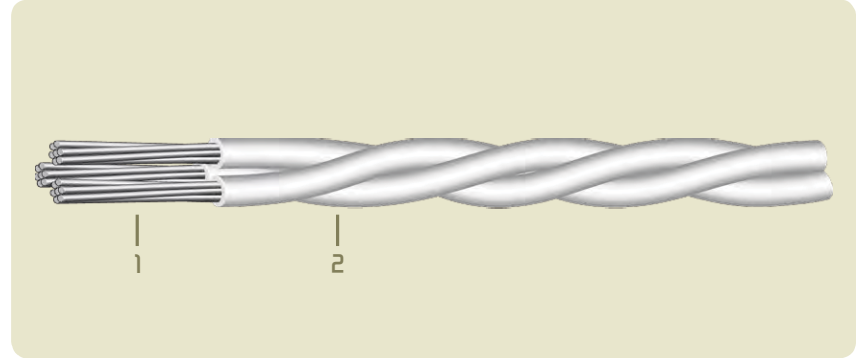
Twisted triples

ESCC 3901 012

Crosslinked ETFE insulation, standard version

Operating temperature: -100°C up to +200°C

Voltage rating: 600 VAC max.



Construction

- 1 - Stranded silver plated copper or copper alloy conductor,
- 2 - Extruded crosslinked ETFE insulation.

Colour to be specified when ordering (see page 36):

black, brown, red, orange, yellow, green, blue, violet, grey, white.

Note: the colours are light.

Main characteristics

Good physical, chemical and electrical properties:

- > good penetration resistance under pressure,
- > good radiation resistance,
- > resist large overloads with no fire risk,
- > resistant to most chemicals
- > suited for thermal, mechanical or laser stripping.

AXON' REFERENCE	CONDUCTOR					SINGLE WIRE MAX. Ø mm	BUNDLE MAX. Ø mm	MAX. WEIGHT g/m
	AWG	STRANDING Nb x Ø mm	MAX. Ø mm	NOM. CROSS SECTION mm ²	MAX. DC RESISTANCE AT 20°C Ω / km			
ESCC 3901 012 21	30	7X0.10 SPCA	0.30	0.06	385.1	0.63	1.37	3.03
ESCC 3901 012 22	28	7X0.12 SPCA	0.38	0.08	244	0.69	1.50	4.17
ESCC 3901 012 23	26	19X0.10 SPCA	0.53	0.15	149	0.86	1.86	6.64
ESCC 3901 012 24	24	19X0.12 SPCA	0.66	0.25	106.2	0.99	2.14	9.18
ESCC 3901 012 25	22	19X0.15 SPC	0.79	0.40	54.3	1.14	2.46	13.29
ESCC 3901 012 26	20	19X0.20 SPC	1.04	0.60	32.3	1.37	2.95	21.72
ESCC 3901 012 27	18	19X0.25 SPC	1.29	1.00	20.3	1.63	3.52	32.61
ESCC 3901 012 28	16	19X0.30 SPC	1.55	1.20	14.8	1.90	4.10	45.88
ESCC 3901 012 29	14	37X0.25 SPC	1.82	2.00	10.2	2.29	4.95	61.26
ESCC 3901 012 30	12	37X0.32 SPC	2.28	3.00	6.51	2.74	5.92	98.19

SPC: silver plated copper - SPCA: silver plated copper alloy


Twisted quads

ESCC 3901 012

Crosslinked ETFE insulation, standard version

Operating temperature: -100°C up to +200°C

Voltage rating: 600 VAC max.



Construction

- 1 - Stranded silver plated copper or copper alloy conductor,
- 2 - Extruded crosslinked ETFE insulation.

Colour to be specified when ordering (see page 36):

black, brown, red, orange, yellow, green, blue, violet, grey, white.

Note: the colours are light.

Main characteristics

Good physical, chemical and electrical properties:

- › good penetration resistance under pressure,
- › good radiation resistance,
- › resist large overloads with no fire risk,
- › resistant to most chemicals
- › suited for thermal, mechanical or laser stripping.

AXON' REFERENCE	CONDUCTOR					SINGLE WIRE MAX. Ø mm	BUNDLE MAX. Ø mm	MAX. WEIGHT g/m
	AWG	STRANDING Nb x Ø mm	MAX. Ø mm	NOM. CROSS SECTION mm ²	MAX. DC RESISTANCE AT 20°C Ω / km			
ESCC 3901 012 31	30	7X0.10 SPCA	0.30	0.06	385.1	0.63	1.54	4.07
ESCC 3901 012 32	28	7X0.12 SPCA	0.38	0.08	244	0.69	1.68	5.56
ESCC 3901 012 33	26	19X0.10 SPCA	0.53	0.15	149	0.86	2.07	8.86
ESCC 3901 012 34	24	19X0.12 SPCA	0.66	0.25	106.2	0.99	2.39	12.24
ESCC 3901 012 35	22	19X0.15 SPC	0.79	0.40	54.3	1.14	2.75	17.72
ESCC 3901 012 36	20	19X0.20 SPC	1.04	0.60	32.3	1.37	3.30	28.96
ESCC 3901 012 37	18	19X0.25 SPC	1.29	1.00	20.3	1.63	3.93	43.48
ESCC 3901 012 38	16	19X0.30 SPC	1.55	1.20	14.8	1.90	4.57	61.17
ESCC 3901 012 39	14	37X0.25 SPC	1.82	2.00	10.2	2.29	5.52	81.68
ESCC 3901 012 40	12	37X0.32 SPC	2.28	3.00	6.51	2.74	6.60	130.92

SPC: silver plated copper - SPCA: silver plated copper alloy

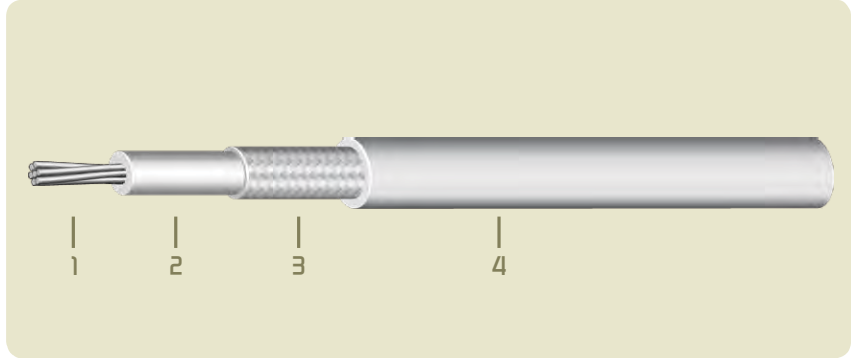
Shielded jacketed single wires

ESCC 3901 012

Crosslinked ETFE insulation, standard version

Operating temperature: -100°C up to +200°C

Voltage rating: 600 VAC max.



Construction

- 1 - Stranded silver plated copper or copper alloy conductor,
- 2 - Extruded crosslinked ETFE insulation,
- 3 - Silver plated copper shield,
- 4 - Extruded crosslinked ETFE insulation.

Colour to be specified when ordering (see page 35):

black, brown, red, orange, yellow, green, blue, violet, grey, white.

Note: the colours are light.

Main characteristics

Good physical, chemical and electrical properties:

- > good penetration resistance under pressure,
- > good radiation resistance,
- > resist large overloads with no fire risk,
- > resistant to most chemicals
- > suited for thermal, mechanical or laser stripping.

AXON' REFERENCE	CONDUCTOR					SHIELD STRAND Ø mm	SINGLE WIRE MAX. Ø mm	OVERALL MAX. Ø mm	MAX. WEIGHT g/m
	AWG	STRANDING Nb x Ø mm	MAX. Ø mm	NOM. CROSS SECTION mm ²	MAX. DC RESISTANCE AT 20°C Ω / km				
ESCC 3901 012 41	30	7X0.10 SPCA	0.30	0.06	385.1	0.10	0.63	1.57	5.60
ESCC 3901 012 42	28	7X0.12 SPCA	0.38	0.08	244	0.10	0.69	1.65	6.12
ESCC 3901 012 43	26	19X0.10 SPCA	0.53	0.15	149	0.10	0.86	1.76	7.63
ESCC 3901 012 44	24	19X0.12 SPCA	0.66	0.25	106.2	0.10	0.99	1.89	8.97
ESCC 3901 012 45	22	19X0.15 SPC	0.79	0.40	54.3	0.10	1.14	2.03	10.95
ESCC 3901 012 46	20	19X0.20 SPC	1.04	0.60	32.3	0.10	1.37	2.26	14.97
ESCC 3901 012 47	18	19X0.25 SPC	1.29	1.00	20.3	0.10	1.63	2.52	19.71
ESCC 3901 012 48	16	19X0.30 SPC	1.55	1.20	14.8	0.10	1.90	2.78	25.03
ESCC 3901 012 49	14	37X0.25 SPC	1.82	2.00	10.2	0.10	2.29	3.17	31.20
ESCC 3901 012 50	12	37X0.32 SPC	2.28	3.00	6.51	0.10	2.74	3.65	45.48

SPC: silver plated copper - SPCA: silver plated copper alloy

Shielded jacketed twisted pairs

ESCC 3901 012

Crosslinked ETFE insulation, standard version

Operating temperature: -100°C up to +200°C

Voltage rating: 600 VAC max.



Construction

- 1 - Stranded silver plated copper or copper alloy conductor,
- 2 - Extruded crosslinked ETFE insulation,
- 3 - Silver plated copper shield,
- 4 - Extruded crosslinked ETFE insulation.

Colour to be specified when ordering (see page 35):

black, brown, red, orange, yellow, green, blue, violet, grey, white.

Note: the colours are light.

Main characteristics

Good physical, chemical and electrical properties:

- › good penetration resistance under pressure,
- › good radiation resistance,
- › resist large overloads with no fire risk,
- › resistant to most chemicals
- › suited for thermal, mechanical or laser stripping.

AXON' REFERENCE	CONDUCTOR					SHIELD STRAND Ø mm	SINGLE WIRE MAX. Ø mm	OVERALL MAX. Ø mm	MAX. WEIGHT g/m
	AWG	STRANDING Nb x Ø mm	MAX. Ø mm	NOM. CROSS SECTION mm ²	MAX. DC RESISTANCE AT 20°C Ω / km				
ESCC 3901 012 51	30	7X0.10 SPCA	0.30	0.06	385.1	0.10	0.63	2.18	8.82
ESCC 3901 012 52	28	7X0.12 SPCA	0.38	0.08	244	0.10	0.69	2.34	9.86
ESCC 3901 012 53	26	19X0.10 SPCA	0.53	0.15	149	0.10	0.86	2.59	12.92
ESCC 3901 012 54	24	19X0.12 SPCA	0.66	0.25	106.2	0.10	0.99	2.87	15.31
ESCC 3901 012 55	22	19X0.15 SPC	0.79	0.40	54.3	0.10	1.14	3.17	19.34
ESCC 3901 012 56	20	19X0.20 SPC	1.04	0.60	32.3	0.10	1.37	3.59	27.06
ESCC 3901 012 57	18	19X0.25 SPC	1.29	1.00	20.3	0.10	1.63	4.14	36.45
ESCC 3901 012 58	16	19X0.30 SPC	1.55	1.20	14.8	0.10	1.90	4.61	47.43
ESCC 3901 012 59	14	37X0.25 SPC	1.82	2.00	10.2	0.10	2.29	5.46	59.82
ESCC 3901 012 60	12	37X0.32 SPC	2.28	3.00	6.51	0.10	2.74	6.43	88.52

SPC: silver plated copper - SPCA: silver plated copper alloy

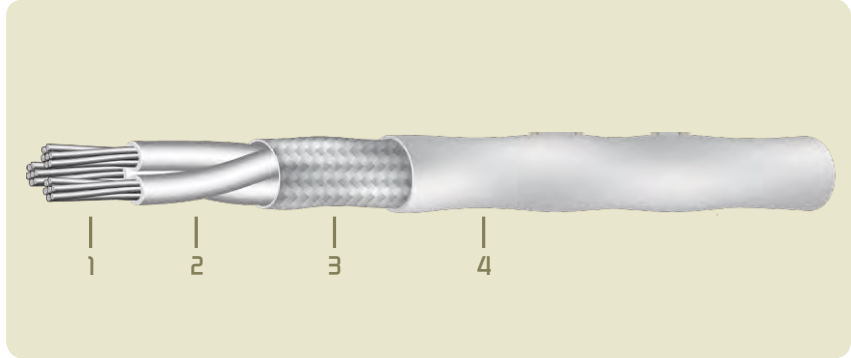
Shielded jacketed twisted triples

ESCC 3901 012

Crosslinked ETFE insulation, standard version

Operating temperature: -100°C up to +200°C

Voltage rating: 600 VAC max.



Construction

- 1 - Stranded silver plated copper or copper alloy conductor,
- 2 - Extruded crosslinked ETFE insulation,
- 3 - Silver plated copper shield,
- 4 - Extruded crosslinked ETFE insulation.

Colour to be specified when ordering (see page 36):

black, brown, red, orange, yellow, green, blue, violet, grey, white.

Note: the colours are light.

Main characteristics

Good physical, chemical and electrical properties:

- > good penetration resistance under pressure,
- > good radiation resistance,
- > resist large overloads with no fire risk,
- > resistant to most chemicals
- > suited for thermal, mechanical or laser stripping.

AXON' REFERENCE	CONDUCTOR					SHIELD STRAND Ø mm	SINGLE WIRE MAX. Ø mm	OVERALL MAX. Ø mm	MAX. WEIGHT g/m
	AWG	STRANDING Nb x Ø mm	MAX. Ø mm	NOM. CROSS SECTION mm ²	MAX. DC RESISTANCE AT 20°C Ω / km				
ESCC 3901 012 61	30	7X0.10 SPCA	0.30	0.06	385.1	0.10	0.63	2.28	11.14
ESCC 3901 012 62	28	7X0.12 SPCA	0.38	0.08	244	0.10	0.69	2.43	12.69
ESCC 3901 012 63	26	19X0.10 SPCA	0.53	0.15	149	0.10	0.86	2.72	17.05
ESCC 3901 012 64	24	19X0.12 SPCA	0.66	0.25	106.2	0.10	0.99	3.01	20.42
ESCC 3901 012 65	22	19X0.15 SPC	0.79	0.40	54.3	0.10	1.14	3.35	26.06
ESCC 3901 012 66	20	19X0.20 SPC	1.04	0.60	32.3	0.10	1.37	3.81	37.29
ESCC 3901 012 67	18	19X0.25 SPC	1.29	1.00	20.3	0.10	1.63	4.40	50.94
ESCC 3901 012 68	16	19X0.30 SPC	1.55	1.20	14.8	0.10	1.90	4.91	66.79
ESCC 3901 012 69	14	37X0.25 SPC	1.82	2.00	10.2	0.10	2.29	5.82	84.76
ESCC 3901 012 70	12	37X0.32 SPC	2.28	3.00	6.51	0.10	2.74	6.86	127.02

SPC: silver plated copper - SPCA: silver plated copper alloy


Shielded jacketed twisted quads

ESCC 3901 012

Crosslinked ETFE insulation, standard version

Operating temperature: -100°C up to +200°C

Voltage rating: 600 VAC max.



Construction

- 1 - Stranded silver plated copper or copper alloy conductor,
- 2 - Extruded crosslinked ETFE insulation,
- 3 - Silver plated copper shield,
- 4 - Extruded crosslinked ETFE insulation.

Colour to be specified when ordering (see page 36):

black, brown, red, orange, yellow, green, blue, violet, grey, white.

Note: the colours are light.

Main characteristics

Good physical, chemical and electrical properties:

- › good penetration resistance under pressure,
- › good radiation resistance,
- › resist large overloads with no fire risk,
- › resistant to most chemicals
- › suited for thermal, mechanical or laser stripping.

AXON' REFERENCE	CONDUCTOR					SHIELD STRAND Ø mm	SINGLE WIRE MAX. Ø mm	OVERALL MAX. Ø mm	MAX. WEIGHT g/m
	AWG	STRANDING Nb x Ø mm	MAX. Ø mm	NOM. CROSS SECTION mm ²	MAX. DC RESISTANCE AT 20°C Ω / km				
ESCC 3901 012 71	30	7X0.10 SPCA	0.30	0.06	385.1	0.10	0.63	2.46	13.01
ESCC 3901 012 72	28	7X0.12 SPCA	0.38	0.08	244	0.10	0.69	2.64	15.05
ESCC 3901 012 73	26	19X0.10 SPCA	0.53	0.15	149	0.10	0.86	2.95	20.34
ESCC 3901 012 74	24	19X0.12 SPCA	0.66	0.25	106.2	0.10	0.99	3.27	24.50
ESCC 3901 012 75	22	19X0.15 SPC	0.79	0.40	54.3	0.10	1.14	3.65	31.72
ESCC 3901 012 76	20	19X0.20 SPC	1.04	0.60	32.3	0.10	1.37	4.16	46.25
ESCC 3901 012 77	18	19X0.25 SPC	1.29	1.00	20.3	0.10	1.63	4.80	63.76
ESCC 3901 012 78	16	19X0.30 SPC	1.55	1.20	14.8	0.10	1.90	5.37	84.44
ESCC 3901 012 79	14	37X0.25 SPC	1.82	2.00	10.2	0.10	2.29	6.40	107.94
ESCC 3901 012 80	12	37X0.32 SPC	2.28	3.00	6.51	0.10	2.74	7.57	162.98

SPC: silver plated copper - SPCA: silver plated copper alloy

ESCC 3901 012 identification code

Colour to be specified when ordering

- | | | | | |
|-------------|-------------|--------------|--------------|--------------|
| ■ Black = 0 | ■ Brown = 1 | ■ Red = 2 | ■ Orange = 3 | ■ Yellow = 4 |
| ■ Green = 5 | ■ Blue = 6 | ■ Violet = 7 | ■ Grey = 8 | □ White = 9 |

Single wires (PAGES 27 AND 31)

ESCC 3901 012 XX /x - x

AXON' REFERENCE

VARIANT

Colour of single wire

Jacket colour

Twisted pairs (PAGES 28 AND 32)

ESCC 3901 012 XX /x /x - x

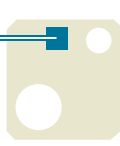
AXON' REFERENCE

VARIANT

Colour of single wire 1

Colour of single wire 2

Jacket colour



ESCC 3901 012 identification code

Colour to be specified when ordering

- Black = 0 ■ Brown = 1 ■ Red = 2 ■ Orange = 3 ■ Yellow = 4
- Green = 5 ■ Blue = 6 ■ Violet = 7 ■ Grey = 8 □ White = 9

Twisted triples (PAGES 29 AND 33)

ESCC 3901 012 XX /x /x /x - x

AXON' REFERENCE

VARIANT

Colour of single wire 1

Colour of single wire 2

Colour of single wire 3

Jacket colour

Twisted quads (PAGES 30 AND 34)

ESCC 3901 012 XX /x /x /x /x - x

AXON' REFERENCE

VARIANT

Colour of single wire 1

Colour of single wire 2

Colour of single wire 3

Colour of single wire 4

Jacket colour

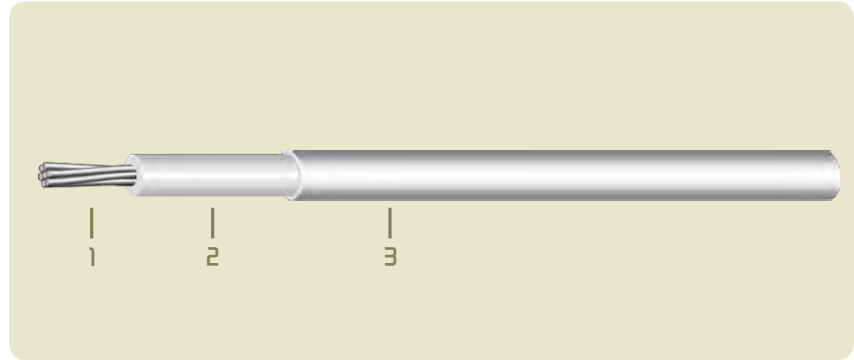
Single wires

ESCC 3901 013

PTFE / Polyimide coating

Operating temperature: -100°C up to +200°C

Voltage rating: 600 VAC max.



Construction

- 1 - Stranded silver plated copper or copper alloy conductor,
- 2 - Extruded PTFE insulation,
- 3 - Polyimide protective coating.

Colour: Amber (other colours on request)

Main characteristics

Excellent physical, chemical and electrical properties:

- > excellent penetration resistance under pressure,
- > resist large overloads with no fire risk,
- > non-flammable,
- > good flexibility and low spring back effect,
- > resistant to most chemicals
- > suited for thermal, mechanical or laser stripping.

AXON' REFERENCE	CONDUCTOR				MAX. DC RESISTANCE AT 20°C Ω / km	MAX. Ø mm	MAX. WEIGHT g/m
	AWG	STRANDING Nb x Ø mm	MAX. Ø mm	NOM. CROSS SECTION mm ²			
ESCC 3901 013 78	30	7X0.10 SPCA	0.32	0.055	375	0.71	1.2
ESCC 3901 013 01	28	7X0.127 SPCA	0.42	0.089	215	0.82	1.8
ESCC 3901 013 02	26	7X0.16 SPCA	0.50	0.140	146	0.89	2.3
ESCC 3901 013 03	24	7X0.20 SPC	0.62	0.220	87.2	1.04	3.34
ESCC 3901 013 04	22	7X0.25 SPC	0.77	0.340	55.8	1.19	4.84
ESCC 3901 013 05	20	19X0.20 SPC	1.03	0.600	32.2	1.44	7.4
ESCC 3901 013 56	18	19X0.25 SPC	1.29	0.930	20.6	1.85	12
ESCC 3901 013 57	16	19X0.285 SPC	1.44	1.230	16.5	2.23	17

SPC: silver plated copper - SPCA: silver plated copper alloy

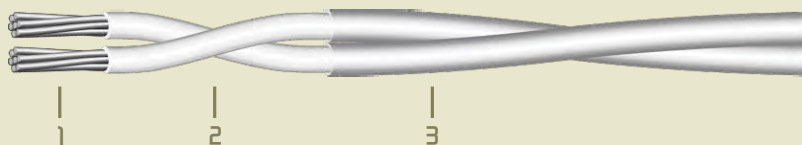
Twisted pairs

ESCC 3901 013

PTFE / Polyimide coating

Operating temperature: -100°C up to +200°C

Voltage rating: 600 VAC max.



Construction

- 1 - Stranded silver plated copper or copper alloy conductor,
- 2 - Extruded PTFE insulation,
- 3 - Polyimide protective coating.

Colour: Amber (other colours on request)

Main characteristics

Excellent physical, chemical and electrical properties:

- › excellent penetration resistance under pressure,
- › resist large overloads with no fire risk,
- › non-flammable,
- › good flexibility and low spring back effect,
- › resistant to most chemicals
- › suited for thermal, mechanical or laser stripping.

AXON' REFERENCE	CONDUCTOR					SINGLE WIRE MAX. Ø mm	BUNDLE MAX. Ø mm	MAX. WEIGHT g/m
	AWG	STRANDING Nb x Ø mm	MAX. Ø mm	NOM. CROSS SECTION mm ²	MAX. DC RESISTANCE AT 20°C Ω / km			
ESCC 3901 013 06	28	7X0.127 SPCA	0.42	0.089	225	0.82	1.64	3.8
ESCC 3901 013 07	26	7X0.16 SPCA	0.50	0.140	153	0.89	1.78	4.84
ESCC 3901 013 08	24	7X0.20 SPC	0.62	0.220	91.6	1.04	2.08	6.9
ESCC 3901 013 09	22	7X0.25 SPC	0.77	0.340	58.7	1.19	2.38	10
ESCC 3901 013 10	20	19X0.20 SPC	1.03	0.600	33.8	1.44	2.88	15.3
ESCC 3901 013 58	18	19X0.25 SPC	1.29	0.930	21.6	1.85	3.7	24.9
ESCC 3901 013 59	16	19X0.285 SPC	1.44	1.230	17.3	2.23	4.46	34.6

SPC: silver plated copper - SPCA: silver plated copper alloy

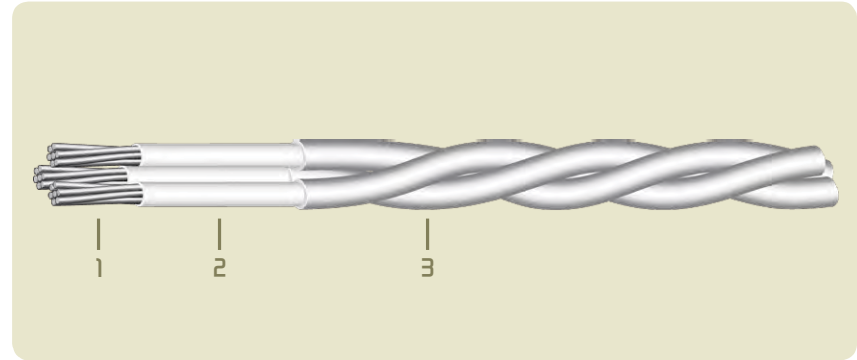
Twisted triples

ESCC 3901 013

PTFE / Polyimide coating

Operating temperature: -100°C up to +200°C

Voltage rating: 600 VAC max.



Construction

- 1 - Stranded silver plated copper or copper alloy conductor,
- 2 - Extruded PTFE insulation,
- 3 - Polyimide protective coating.

Colour: Amber (other colours on request)

Main characteristics

Excellent physical, chemical and electrical properties:

- > excellent penetration resistance under pressure,
- > resist large overloads with no fire risk,
- > non-flammable,
- > good flexibility and low spring back effect,
- > resistant to most chemicals
- > suited for thermal, mechanical or laser stripping.

AXON' REFERENCE	CONDUCTOR					SINGLE WIRE MAX. Ø mm	BUNDLE MAX. Ø mm	MAX. WEIGHT g/m
	AWG	STRANDING Nb x Ø mm	MAX. Ø mm	NOM. CROSS SECTION mm ²	MAX. DC RESISTANCE AT 20°C Ω / km			
ESCC 3901 013 11	28	7X0.127 SPCA	0.42	0.089	225	0.82	1.76	5.7
ESCC 3901 013 12	26	7X0.16 SPCA	0.50	0.14	153	0.89	1.92	7.28
ESCC 3901 013 13	24	7X0.20 SPC	0.62	0.22	91.6	1.04	2.24	10.35
ESCC 3901 013 14	22	7X0.25 SPC	0.77	0.34	58.7	1.19	2.56	15
ESCC 3901 013 15	20	19X0.20 SPC	1.03	0.60	33.8	1.44	3.12	23
ESCC 3901 013 60	18	19X0.25 SPC	1.29	0.93	21.6	1.85	3.98	37.3
ESCC 3901 013 61	16	19X0.285 SPC	1.44	1.23	17.3	2.23	4.8	51.8

SPC: silver plated copper - SPCA: silver plated copper alloy

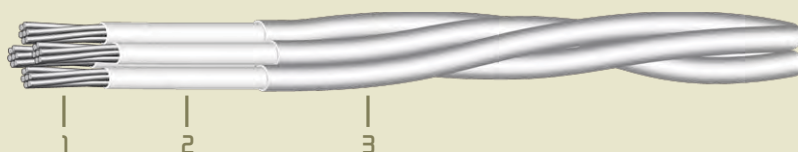
Twisted quads

ESCC 3901 013

PTFE / Polyimide coating

Operating temperature: -100°C up to +200°C

Voltage rating: 600 VAC max.



Construction

- 1 - Stranded silver plated copper or copper alloy conductor,
- 2 - Extruded PTFE insulation,
- 3 - Polyimide protective coating.

Colour: Amber (other colours on request)

Main characteristics

Excellent physical, chemical and electrical properties:

- › excellent penetration resistance under pressure,
- › resist large overloads with no fire risk,
- › non-flammable,
- › good flexibility and low spring back effect,
- › resistant to most chemicals
- › suited for thermal, mechanical or laser stripping.

AXON' REFERENCE	CONDUCTOR					SINGLE WIRE MAX. Ø mm	BUNDLE MAX. Ø mm	MAX. WEIGHT g/m
	AWG	STRANDING Nb x Ø mm	MAX. Ø mm	NOM. CROSS SECTION mm ²	MAX. DC RESISTANCE AT 20°C Ω / km			
ESCC 3901 013 16	28	7X0.127 SPCA	0.42	0.089	225	0.82	1.97	7.55
ESCC 3901 013 17	26	7X0.16 SPCA	0.50	0.140	153	0.89	2.14	9.71
ESCC 3901 013 18	24	7X0.20 SPC	0.62	0.220	91.6	1.04	2.5	14
ESCC 3901 013 19	22	7X0.25 SPC	0.77	0.340	58.7	1.19	2.86	20.3
ESCC 3901 013 20	20	19X0.20 SPC	1.03	0.600	33.8	1.44	3.46	31.1
ESCC 3901 013 62	18	19X0.25 SPC	1.29	0.930	21.6	1.85	4.46	49.7
ESCC 3901 013 63	16	19X0.285 SPC	1.44	1.230	17.3	2.23	5.37	69.1

SPC: silver plated copper - SPCA: silver plated copper alloy

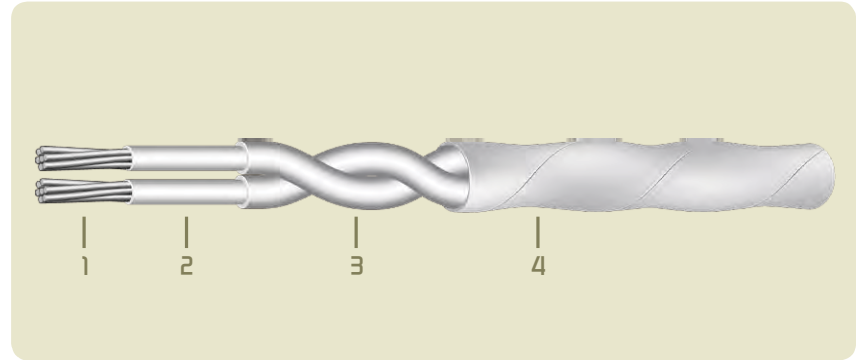
Jacketed twisted pairs

ESCC 3901 013

PTFE / Polyimide coating

Operating temperature: -100°C up to +200°C

Voltage rating: 600 VAC max.



Construction

- 1 - Stranded silver plated copper or copper alloy conductor,
- 2 - Extruded crosslinked ETFE insulation,
- 3 - Polyimide protective coating,
- 4 - Polyimide tape (1 layer).

Colour: Amber (wire insulation & jacket)

Main characteristics

Excellent physical, chemical and electrical properties:

- > excellent penetration resistance under pressure,
- > resist large overloads with no fire risk,
- > non-flammable,
- > good flexibility and low spring back effect,
- > resistant to most chemicals
- > suited for thermal, mechanical or laser stripping.

AXON' REFERENCE	CONDUCTOR					SINGLE WIRE MAX. Ø mm	OVERALL MAX. Ø mm	MAX. WEIGHT g/m
	AWG	STRANDING Nb x Ø mm	MAX. Ø mm	NOM. CROSS SECTION mm ²	MAX. DC RESISTANCE AT 20°C Ω / km			
ESCC 3901 013 21	28	7X0.127 SPCA	0.42	0.089	225	0.82	1.92	4.32
ESCC 3901 013 22	26	7X0.16 SPCA	0.50	0.140	153	0.89	2.06	5.28
ESCC 3901 013 23	24	7X0.20 SPC	0.62	0.220	91.6	1.04	2.36	7.54
ESCC 3901 013 24	22	7X0.25 SPC	0.77	0.340	58.7	1.19	2.66	10.7
ESCC 3901 013 25	20	19X0.20 SPC	1.03	0.600	33.8	1.44	3.16	16.2
ESCC 3901 013 64	18	19X0.25 SPC	1.29	0.930	21.6	1.85	3.83	26
ESCC 3901 013 65	16	19X0.285 SPC	1.44	1.230	17.3	2.23	4.63	35.8

SPC: silver plated copper - SPCA: silver plated copper alloy

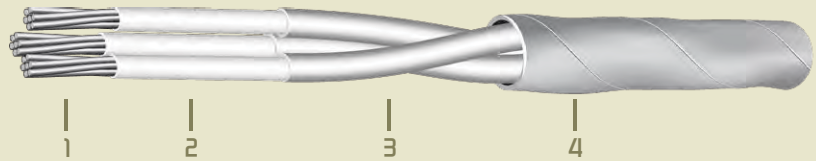
Jacketed twisted triples

ESCC 3901 013

PTFE / Polyimide coating

Operating temperature: -100°C up to +200°C

Voltage rating: 600 VAC max.



Construction

- 1 - Stranded silver plated copper or copper alloy conductor,
- 2 - Extruded PTFE insulation,
- 3 - Polyimide protective coating,
- 4 - Polyimide tape (1 layer).

Colour: Amber (wire insulation & jacket)

Main characteristics

Excellent physical, chemical and electrical properties:

- › excellent penetration resistance under pressure,
- › resist large overloads with no fire risk,
- › non-flammable,
- › good flexibility and low spring back effect,
- › resistant to most chemicals
- › suited for thermal, mechanical or laser stripping.

AXON' REFERENCE	CONDUCTOR					SINGLE WIRE MAX. Ø mm	OVERALL MAX. Ø mm	MAX. WEIGHT g/m
	AWG	STRANDING Nb x Ø mm	MAX. Ø mm	NOM. CROSS SECTION mm ²	MAX. DC RESISTANCE AT 20°C Ω / km			
ESCC 3901 013 26	28	7X0.127 SPCA	0.42	0.089	225	0.82	2.04	6.26
ESCC 3901 013 27	26	7X0.16 SPCA	0.50	0.140	153	0.89	2.2	7.8
ESCC 3901 013 28	24	7X0.20 SPC	0.62	0.220	91.6	1.04	2.52	11
ESCC 3901 013 29	22	7X0.25 SPC	0.77	0.340	58.7	1.19	2.84	15.8
ESCC 3901 013 30	20	19X0.20 SPC	1.03	0.600	33.8	1.44	3.4	24
ESCC 3901 013 66	18	19X0.25 SPC	1.29	0.930	21.6	1.85	4.13	38.6
ESCC 3901 013 67	16	19X0.285 SPC	1.44	1.230	17.3	2.23	4.93	53.3

SPC: silver plated copper - SPCA: silver plated copper alloy


Jacketed twisted quads

ESCC 3901 013

PTFE / Polyimide coating

Operating temperature: -100°C up to +200°C

Voltage rating: 600 VAC max.



Construction

- 1 - Stranded silver plated copper or copper alloy conductor,
- 2 - Extruded PTFE insulation,
- 3 - Polyimide protective coating,
- 4 - Polyimide tape (1 layer).

Colour: Amber (wire insulation & jacket)

Main characteristics

Excellent physical, chemical and electrical properties:

- > excellent penetration resistance under pressure,
- > resist large overloads with no fire risk,
- > non-flammable,
- > good flexibility and low spring back effect,
- > resistant to most chemicals
- > suited for thermal, mechanical or laser stripping.

AXON' REFERENCE	CONDUCTOR					SINGLE WIRE MAX. Ø mm	OVERALL MAX. Ø mm	MAX. WEIGHT g/m
	AWG	STRANDING Nb x Ø mm	MAX. Ø mm	NOM. CROSS SECTION mm ²	MAX. DC RESISTANCE AT 20°C Ω / km			
ESCC 3901 013 31	28	7X0.127 SPCA	0.42	0.089	225	0.82	2.25	8.17
ESCC 3901 013 32	26	7X0.16 SPCA	0.50	0.140	153	0.89	2.42	10.3
ESCC 3901 013 33	24	7X0.20 SPC	0.62	0.220	91.6	1.04	2.78	14.8
ESCC 3901 013 34	22	7X0.25 SPC	0.77	0.340	58.7	1.19	3.14	21.2
ESCC 3901 013 35	20	19X0.20 SPC	1.03	0.600	33.8	1.44	3.74	32.2
ESCC 3901 013 68	18	19X0.25 SPC	1.29	0.930	21.6	1.85	4.59	51.2
ESCC 3901 013 69	16	19X0.285 SPC	1.44	1.230	17.3	2.23	5.5	70.9

SPC: silver plated copper - SPCA: silver plated copper alloy


Shielded jacketed single wires

ESCC 3901 013

PTFE / Polyimide coating

Operating temperature: -100°C up to +200°C

Voltage rating: 600 VAC max.



Construction

- 1 - Stranded silver plated copper or copper alloy conductor,
- 2 - Extruded PTFE insulation,
- 3 - Polyimide protective coating,
- 4 - Silver plated copper shield,
- 5 - Polyimide tape (2 layers).

Colour: Amber (wire insulation & jacket)

Main characteristics

Excellent physical, chemical and electrical properties:

- › excellent penetration resistance under pressure,
- › resist large overloads with no fire risk,
- › non-flammable,
- › good flexibility and low spring back effect,
- › resistant to most chemicals
- › suited for thermal, mechanical or laser stripping.

AXON' REFERENCE	CONDUCTOR					SHIELD STRAND Ø mm	SINGLE WIRE MAX. Ø mm	OVERALL MAX. Ø mm	MAX. WEIGHT g/m
	AWG	STRANDING Nb x Ø mm	MAX. Ø mm	NOM. CROSS SECTION mm ²	MAX. DC RESISTANCE AT 20°C Ω / km				
ESCC 3901 013 36	28	7X0.127 SPCA	0.42	0.089	215	0.055	0.82	1.22	3.77
ESCC 3901 013 37	26	7X0.16 SPCA	0.50	0.140	146	0.055	0.89	1.29	4.63
ESCC 3901 013 38	24	7X0.20 SPC	0.62	0.220	87.2	0.07	1.04	1.52	6.38
ESCC 3901 013 39	22	7X0.25 SPC	0.77	0.340	55.8	0.07	1.19	1.67	8.26
ESCC 3901 013 40	20	19X0.20 SPC	1.03	0.600	32.2	0.07	1.44	1.92	11.4
ESCC 3901 013 70	18	19X0.25 SPC	1.29	0.930	20.6	0.07	1.85	2.26	17
ESCC 3901 013 71	16	19X0.285 SPC	1.44	1.230	16.5	0.07	2.23	2.6	22.9

SPC: silver plated copper - SPCA: silver plated copper alloy

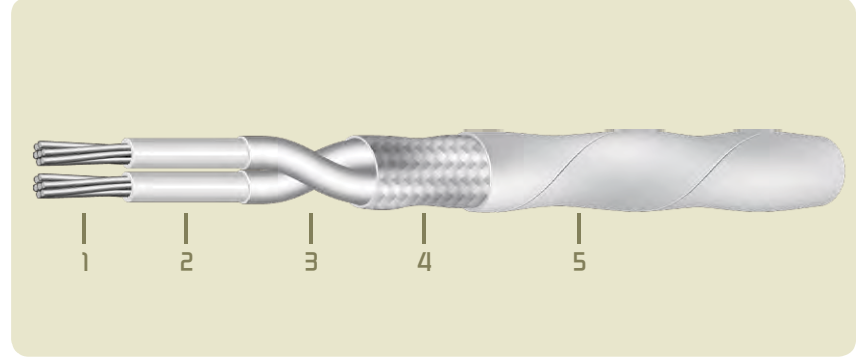
Shielded jacketed twisted pairs

ESCC 3901 013

PTFE / Polyimide coating

Operating temperature: -100°C up to +200°C

Voltage rating: 600 VAC max.



Construction

- 1 - Stranded silver plated copper or copper alloy conductor,
- 2 - Extruded PTFE insulation,
- 3 - Polyimide protective coating,
- 4 - Silver plated copper shield,
- 5 - Polyimide tape (2 layers).

Colour: Amber (wire insulation & jacket)

Main characteristics

Excellent physical, chemical and electrical properties:

- > excellent penetration resistance under pressure,
- > resist large overloads with no fire risk,
- > non-flammable,
- > good flexibility and low spring back effect,
- > resistant to most chemicals
- > suited for thermal, mechanical or laser stripping.

AXON [®] REFERENCE	CONDUCTOR					SHIELD STRAND Ø mm	SINGLE WIRE MAX. Ø mm	OVERALL MAX. Ø mm	MAX. WEIGHT g/m
	AWG	STRANDING Nb x Ø mm	MAX. Ø mm	NOM. CROSS SECTION mm ²	MAX. DC RESISTANCE AT 20°C Ω / km				
ESCC 3901 013 41	28	7X0.127 SPCA	0.42	0.089	225	0.07	0.82	2.12	7.62
ESCC 3901 013 42	26	7X0.16 SPCA	0.50	0.140	153	0.07	0.89	2.26	9.24
ESCC 3901 013 43	24	7X0.20 SPC	0.62	0.220	91.6	0.07	1.04	2.56	11.7
ESCC 3901 013 44	22	7X0.25 SPC	0.77	0.340	58.7	0.07	1.19	2.86	15.5
ESCC 3901 013 45	20	19X0.20 SPC	1.03	0.600	33.8	0.07	1.44	3.36	21.7
ESCC 3901 013 72	18	19X0.25 SPC	1.29	0.930	21.6	0.1	1.85	4.23	35.5
ESCC 3901 013 73	16	19X0.285 SPC	1.44	1.230	17.3	0.1	2.23	4.98	47.8

SPC: silver plated copper - SPCA: silver plated copper alloy


Shielded jacketed twisted triples

ESCC 3901 013

PTFE / Polyimide coating

Operating temperature: -100°C up to +200°C

Voltage rating: 600 VAC max.



Construction

- 1 - Stranded silver plated copper or copper alloy conductor,
- 2 - Extruded PTFE insulation,
- 3 - Polyimide protective coating,
- 4 - Silver plated copper shield,
- 5 - Polyimide tape (2 layers).

Colour: Amber (wire insulation & jacket)

Main characteristics

Excellent physical, chemical and electrical properties:

- › excellent penetration resistance under pressure,
- › resist large overloads with no fire risk,
- › non-flammable,
- › good flexibility and low spring back effect,
- › resistant to most chemicals
- › suited for thermal, mechanical or laser stripping.

AXON' REFERENCE	CONDUCTOR					SHIELD STRAND Ø mm	SINGLE WIRE MAX. Ø mm	OVERALL MAX. Ø mm	MAX. WEIGHT g/m
	AWG	STRANDING Nb x Ø mm	MAX. Ø mm	NOM. CROSS SECTION mm ²	MAX. DC RESISTANCE AT 20°C Ω / km				
ESCC 3901 013 46	28	7X0.127 SPCA	0.42	0.089	225	0.07	0.82	2.24	10.7
ESCC 3901 013 47	26	7X0.16 SPCA	0.50	0.140	153	0.07	0.89	2.39	12.5
ESCC 3901 013 48	24	7X0.20 SPC	0.62	0.220	91.6	0.07	1.04	2.72	16
ESCC 3901 013 49	22	7X0.25 SPC	0.77	0.340	58.7	0.07	1.19	3.04	21.2
ESCC 3901 013 50	20	19X0.20 SPC	1.03	0.600	33.8	0.1	1.44	3.73	33.7
ESCC 3901 013 74	18	19X0.25 SPC	1.29	0.930	21.6	0.1	1.85	4.6	51
ESCC 3901 013 75	16	19X0.285 SPC	1.44	1.230	17.3	0.1	2.23	5.41	67.9

SPC: silver plated copper - SPCA: silver plated copper alloy

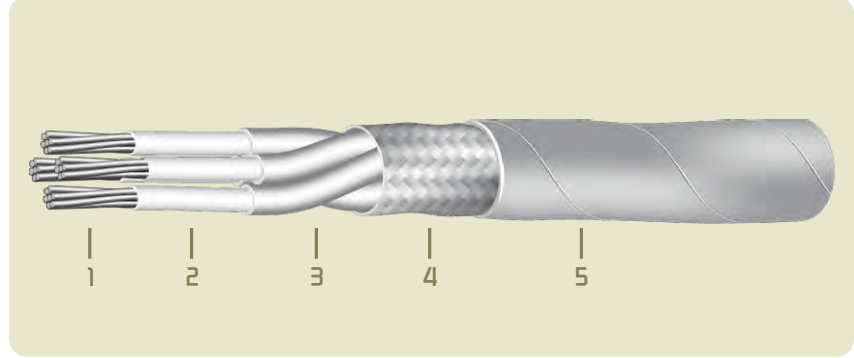
Shielded jacketed twisted quads

ESCC 3901 013

PTFE / Polyimide coating

Operating temperature: -100°C up to +200°C

Voltage rating: 600 VAC max.



Construction

- 1 - Stranded silver plated copper or copper alloy conductor,
- 2 - Extruded PTFE insulation,
- 3 - Polyimide protective coating,
- 4 - Silver plated copper shield,
- 5 - Polyimide tape (2 layers).

Colour: Amber (wire insulation & jacket)

Main characteristics

Excellent physical, chemical and electrical properties:

- > excellent penetration resistance under pressure,
- > resist large overloads with no fire risk,
- > non-flammable,
- > good flexibility and low spring back effect,
- > resistant to most chemicals
- > suited for thermal, mechanical or laser stripping.

AXON' REFERENCE	CONDUCTOR					SHIELD STRAND Ø mm	SINGLE WIRE MAX. Ø mm	OVERALL MAX. Ø mm	MAX. WEIGHT g/m
	AWG	STRANDING Nb x Ø mm	MAX. Ø mm	NOM. CROSS SECTION mm ²	MAX. DC RESISTANCE AT 20°C Ω / km				
ESCC 3901 013 51	28	7X0.127 SPCA	0.42	0.089	225	0.07	0.82	2.45	12.8
ESCC 3901 013 52	26	7X0.16 SPCA	0.50	0.140	153	0.07	0.89	2.62	15.6
ESCC 3901 013 53	24	7X0.20 SPC	0.62	0.220	91.6	0.07	1.04	2.98	20.5
ESCC 3901 013 54	22	7X0.25 SPC	0.77	0.340	58.7	0.1	1.19	3.49	30.5
ESCC 3901 013 55	20	19X0.20 SPC	1.03	0.600	33.8	0.1	1.44	4.09	43.2
ESCC 3901 013 76	18	19X0.25 SPC	1.29	0.930	21.6	0.1	1.85	5.07	65.9
ESCC 3901 013 77	16	19X0.285 SPC	1.44	1.230	17.3	0.1	2.23	5.97	91.5

SPC: silver plated copper - SPCA: silver plated copper alloy


Single wires

ESCC 3901 018

CELLOFLON® / Polyimide / PTFE tape

Operating temperature: -200°C up to +200°C

Voltage rating: 600 VAC max.



Construction

- 1 - Stranded silver plated copper or copper alloy conductor,
- 2 - Expanded PTFE tape (CELLOFLON®),
- 3 - Polyimide tape,
- 4 - PTFE tape.

Single wire colour: red

Except other specification: black, brown, orange, yellow, green, blue, violet, grey, white.

Main characteristics

Excellent physical, chemical and electrical properties:

- > excellent penetration resistance under pressure,
- > resist large overloads with no fire risk,
- > non-flammable,
- > good flexibility,
- > resistant to most chemicals,
- > suited for thermal, mechanical or laser stripping,
- > withstand atomic oxygen environment (ATOX).

AXON' REFERENCE	CONDUCTOR					MAX. Ø mm	MAX. WEIGHT g/m
	AWG	STRANDING Nb x Ø mm	MAX. Ø mm	NOM. CROSS SECTION mm ²	MAX. DC RESISTANCE AT 20°C Ω / km		
ESCC 3901 018 01	32	7X0.080 SPCA	0.25	0.034	636	0.75	1.05
ESCC 3901 018 02	30	7X0.102 SPCA	0.32	0.057	375	0.82	1.35
ESCC 3901 018 03	28	7X0.126 SPCA	0.39	0.089	239	0.9	1.81
ESCC 3901 018 04	26	7X0.160 SPCA	0.49	0.14	150	1.03	2.68
ESCC 3901 018 05	24	19X0.126 SPCA	0.65	0.24	88.9	1.18	3.78
ESCC 3901 018 06	22	19X0.160 SPC	0.82	0.38	50	1.35	5.47
ESCC 3901 018 07	20	19X0.202 SPC	1.03	0.61	30.8	1.58	8.17
ESCC 3901 018 08	16	19X0.287 SPC	1.45	1.23	15.3	2.12	15.8
ESCC 3901 018 09	12	37X0.320 SPC	2.26	2.88	6.5	2.97	35.6

SPC: silver plated copper - SPCA: silver plated copper alloy

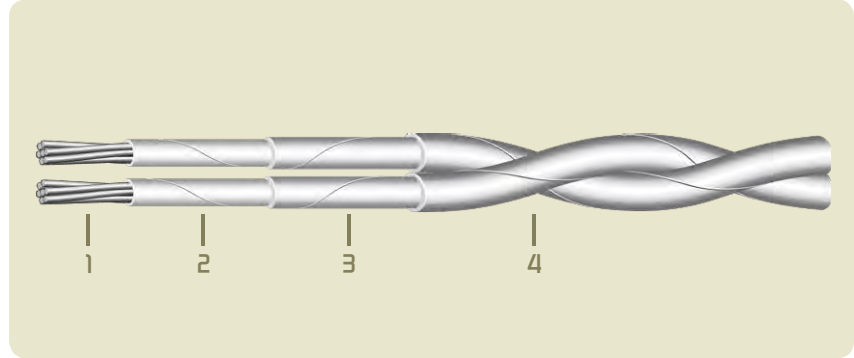
Twisted pairs

ESCC 3901 018

CELLOFLON® / Polyimide / PTFE tape

Operating temperature: -200°C up to +200°C

Voltage rating: 600 VAC max.



Construction

- 1 - Stranded silver plated copper or copper alloy conductor,
- 2 - Expanded PTFE tape (CELLOFLON®),
- 3 - Polyimide tape,
- 4 - PTFE tape.

Single wire colour: red and blue

Except other specification: black, brown, orange, yellow, green, violet, grey, white.

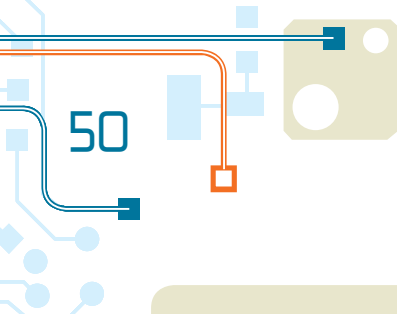
Main characteristics

Excellent physical, chemical and electrical properties:

- > excellent penetration resistance under pressure,
- > resist large overloads with no fire risk,
- > non-flammable,
- > good flexibility,
- > resistant to most chemicals,
- > suited for thermal, mechanical or laser stripping,
- > withstand atomic oxygen environment (ATOX).

AXON' REFERENCE	CONDUCTOR					SINGLE WIRE MAX. Ø mm	BUNDLE MAX. Ø mm	MAX. WEIGHT g/m
	AWG	STRANDING Nb x Ø mm	MAX. Ø mm	NOM. CROSS SECTION mm ²	MAX. DC RESISTANCE AT 20°C Ω / km			
ESCC 3901 018 10	32	7X0.080 SPCA	0.25	0.034	649	0.75	1.5	2.26
ESCC 3901 018 11	30	7X0.102 SPCA	0.32	0.057	383	0.82	1.64	2.96
ESCC 3901 018 12	28	7X0.126 SPCA	0.39	0.089	244	0.9	1.8	3.87
ESCC 3901 018 13	26	7X0.160 SPCA	0.49	0.14	152	1.03	2.05	5.52
ESCC 3901 018 14	24	19X0.126 SPCA	0.65	0.24	90.7	1.18	2.36	8.09
ESCC 3901 018 15	22	19X0.160 SPC	0.82	0.38	51	1.35	2.7	11.7
ESCC 3901 018 16	20	19X0.202 SPC	1.03	0.61	31.4	1.58	3.16	17.5
ESCC 3901 018 17	16	19X0.287 SPC	1.45	1.23	15.6	2.12	4.24	33.8
ESCC 3901 018 18	12	37X0.320 SPC	2.26	2.88	6.6	2.97	5.94	76.2

SPC: silver plated copper - SPCA: silver plated copper alloy



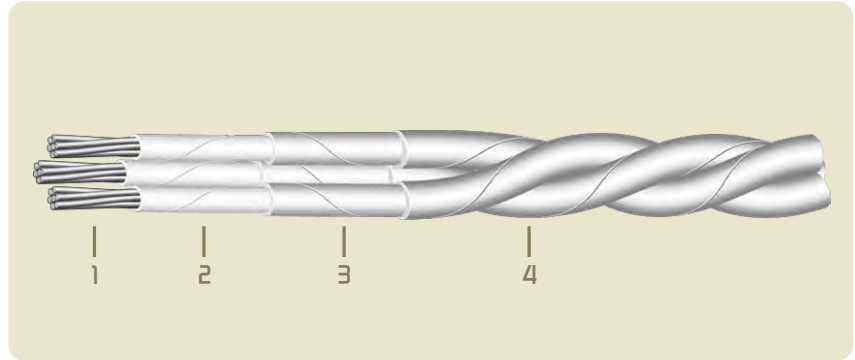
Twisted triples

ESCC 3901 018

CELLOFLON® / Polyimide / PTFE tape

Operating temperature: -200°C up to +200°C

Voltage rating: 600 VAC max.



Construction

- 1 - Stranded silver plated copper or copper alloy conductor,
- 2 - Expanded PTFE tape (CELLOFLON®),
- 3 - Polyimide tape,
- 4 - PTFE tape.

Single wire colour: red, blue and yellow

Except other specification: black, brown, orange, green, violet, grey, white.

Main characteristics

Excellent physical, chemical and electrical properties:

- > excellent penetration resistance under pressure,
- > resist large overloads with no fire risk,
- > non-flammable,
- > good flexibility,
- > resistant to most chemicals,
- > suited for thermal, mechanical or laser stripping,
- > withstand atomic oxygen environment (ATOX).

AXON' REFERENCE	CONDUCTOR					SINGLE WIRE MAX. Ø mm	BUNDLE MAX. Ø mm	MAX. WEIGHT g/m
	AWG	STRANDING Nb x Ø mm	MAX. Ø mm	NOM. CROSS SECTION mm ²	MAX. DC RESISTANCE AT 20°C Ω / km			
ESCC 3901 018 19	26	7X0.160 SPCA	0.49	0.14	154	1.03	2.21	8.29
ESCC 3901 018 20	24	19X0.126 SPCA	0.65	0.24	91.6	1.18	2.54	12.1
ESCC 3901 018 21	22	19X0.160 SPC	0.82	0.38	51.5	1.35	2.9	17.6
ESCC 3901 018 22	20	19X0.202 SPC	1.03	0.61	31.7	1.58	3.4	26.2
ESCC 3901 018 23	16	19X0.287 SPC	1.45	1.23	15.8	2.12	4.56	50.7
ESCC 3901 018 24	12	37X0.320 SPC	2.26	2.88	6.7	2.97	6.39	114

SPC: silver plated copper - SPCA: silver plated copper alloy

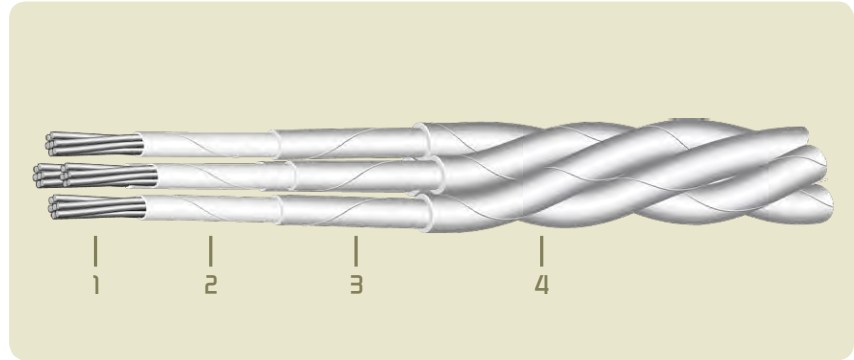
Twisted quads

ESCC 3901 018

CELLOFLON® / Polyimide / PTFE tape

Operating temperature: -200°C up to +200°C

Voltage rating: 600 VAC max.



Construction

- 1 - Stranded silver plated copper or copper alloy conductor,
- 2 - Expanded PTFE tape (CELLOFLON®),
- 3 - Polyimide tape,
- 4 - PTFE tape.

Single wire colour: red, blue, yellow and green

Except other specification: black, brown, orange, violet, grey, white.

Main characteristics

Excellent physical, chemical and electrical properties:

- > excellent penetration resistance under pressure,
- > resist large overloads with no fire risk,
- > non-flammable,
- > good flexibility,
- > resistant to most chemicals,
- > suited for thermal, mechanical or laser stripping,
- > withstand atomic oxygen environment (ATOX).

AXON' REFERENCE	CONDUCTOR					SINGLE WIRE MAX. Ø mm	BUNDLE MAX. Ø mm	MAX. WEIGHT g/m
	AWG	STRANDING Nb x Ø mm	MAX. Ø mm	NOM. CROSS SECTION mm ²	MAX. DC RESISTANCE AT 20°C Ω / km			
ESCC 3901 018 25	26	7X0.160 SPCA	0.49	0.14	154	1.03	2.47	11
ESCC 3901 018 26	24	19X0.126 SPCA	0.65	0.24	91.6	1.18	2.83	16.2
ESCC 3901 018 27	22	19X0.160 SPC	0.82	0.38	51.5	1.35	3.24	23.4
ESCC 3901 018 28	20	19X0.202 SPC	1.03	0.61	31.7	1.58	3.79	35
ESCC 3901 018 29	16	19X0.287 SPC	1.45	1.23	15.8	2.12	5.09	67.6
ESCC 3901 018 30	12	37X0.320 SPC	2.26	2.88	6.7	2.97	7.13	153

SPC: silver plated copper - SPCA: silver plated copper alloy

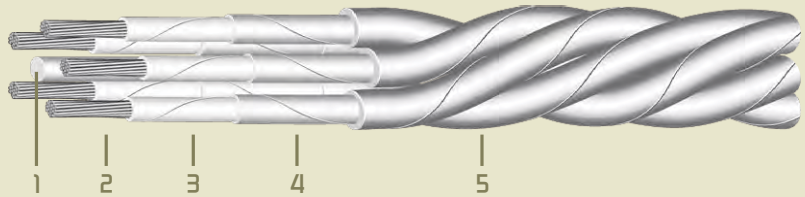
Twisted 5-core cables

ESCC 3901 018

CELLOFLON® / Polyimide / PTFE tape

Operating temperature: -200°C up to +200°C

Voltage rating: 600 VAC max.



Construction

- 1 - Filler,
- 2 - Stranded silver plated copper or copper alloy conductor,
- 3 - Expanded PTFE tape (CELLOFLON®),
- 4 - Polyimide tape,
- 5 - PTFE tape.

Single wire colour: red, blue, yellow, green and brown

Except other specification: black, orange, violet, grey, white.

Main characteristics

Excellent physical, chemical and electrical properties:

- > excellent penetration resistance under pressure,
- > resist large overloads with no fire risk,
- > non-flammable,
- > good flexibility,
- > resistant to most chemicals,
- > suited for thermal, mechanical or laser stripping,
- > withstand atomic oxygen environment (ATOX).

AXON' REFERENCE	CONDUCTOR					SINGLE WIRE MAX. Ø mm	BUNDLE MAX. Ø mm	MAX. WEIGHT g/m
	AWG	STRANDING Nb x Ø mm	MAX. Ø mm	NOM. CROSS SECTION mm ²	MAX. DC RESISTANCE AT 20°C Ω / km			
ESCC 3901 018 31	26	7X0.160 SPCA	0.49	0.14	156	1.03	2.78	14.2
ESCC 3901 018 32	24	19X0.126 SPCA	0.65	0.24	92.5	1.18	3.19	20.7
ESCC 3901 018 33	22	19X0.160 SPC	0.82	0.38	52	1.35	3.65	29.9
ESCC 3901 018 34	20	19X0.202 SPC	1.03	0.61	32	1.58	4.27	44.5

SPC: silver plated copper - SPCA: silver plated copper alloy

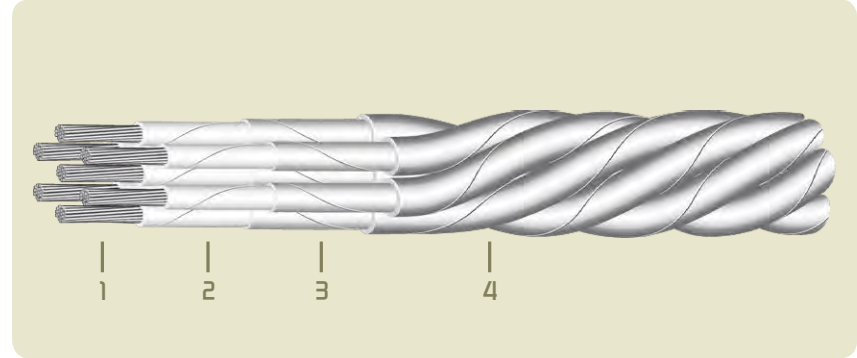
Twisted 7-core cables

ESCC 3901 018

COLLOFLON® / Polyimide / PTFE tape

Operating temperature: -200°C up to +200°C

Voltage rating: 600 VAC max.



Construction

- 1 - Stranded silver plated copper or copper alloy conductor,
- 2 - Expanded PTFE tape (CELLOFLON®),
- 3 - Polyimide tape,
- 4 - PTFE tape.

Single wire colour: red, blue, yellow, green, brown, grey and white

Except other specification: black, orange, violet.

Main characteristics

Excellent physical, chemical and electrical properties:

- > excellent penetration resistance under pressure,
- > resist large overloads with no fire risk,
- > non-flammable,
- > good flexibility,
- > resistant to most chemicals,
- > suited for thermal, mechanical or laser stripping,
- > withstand atomic oxygen environment (ATOX).

AXON' REFERENCE	CONDUCTOR					SINGLE WIRE MAX. Ø mm	BUNDLE MAX. Ø mm	MAX. WEIGHT g/m
	AWG	STRANDING Nb x Ø mm	MAX. Ø mm	NOM. CROSS SECTION mm²	MAX. DC RESISTANCE AT 20°C Ω / km			
ESCC 3901 018 35	26	7X0.160 SPCA	0.49	0.14	156	1.03	3.08	19.4
ESCC 3901 018 36	24	19X0.126 SPCA	0.65	0.24	92.5	1.18	3.54	28.3
ESCC 3901 018 37	22	19X0.160 SPC	0.82	0.38	52	1.35	4.05	39.1
ESCC 3901 018 38	20	19X0.202 SPC	1.03	0.61	32	1.58	4.74	61.3

SPC: silver plated copper - SPCA: silver plated copper alloy


Shielded jacketed single wires

ESCC 3901 018

CELLOFLON® / Polyimide / PTFE tape

Operating temperature: -200°C up to +200°C

Voltage rating: 600 VAC max.



Construction

- 1 - Stranded silver plated copper or copper alloy conductor,
- 2 - Expanded PTFE tape (CELLOFLON®),
- 3 - Polyimide tape,
- 4 - PTFE tape,
- 5 - Silver plated copper shield,
- 6 - Extruded PFA insulation.

Single wire colour: red

Except other specification: black, brown, orange, yellow, green, blue, violet, grey, white.

Main characteristics

Excellent physical, chemical and electrical properties:

- › excellent penetration resistance under pressure,
- › resist large overloads with no fire risk,
- › non-flammable,
- › good flexibility,
- › resistant to most chemicals,
- › suited for thermal, mechanical or laser stripping,
- › withstand atomic oxygen environment (ATOX).

AXON' REFERENCE	CONDUCTOR					SHIELDED STRAND Ø mm	SINGLE WIRE MAX. Ø mm	OVERALL MAX. Ø mm	JACKET COLOUR	MAX. WEIGHT g/m
	AWG	STRANDING Nb x Ø mm	MAX. Ø mm	NOM. CROSS SECTION mm ²	MAX. DC RESISTANCE AT 20°C Ω / km					
ESCC 3901 018 39	32	7X0.080 SPCA	0.25	0.034	636	0.064	0.75	1.37	Violet	4.4
ESCC 3901 018 40	30	7X0.102 SPCA	0.32	0.057	375	0.064	0.82	1.44	Grey	5.33
ESCC 3901 018 41	28	7X0.126 SPCA	0.39	0.089	239	0.064	0.9	1.6	Yellow	6.52
ESCC 3901 018 42	26	7X0.160 SPCA	0.49	0.14	150	0.079	1.03	1.71	Black	8.25
ESCC 3901 018 43	24	19X0.126 SPCA	0.65	0.24	88.9	0.079	1.18	1.86	Blue	9.62
ESCC 3901 018 44	22	19X0.160 SPC	0.82	0.38	50	0.079	1.35	2.04	Green	12.3
ESCC 3901 018 45	20	19X0.202 SPC	1.03	0.61	30.8	0.079	1.58	2.27	Red	15.3
ESCC 3901 018 46	16	19X0.287 SPC	1.45	1.23	15.3	0.079	2.12	2.83	Blue	25.8
ESCC 3901 018 47	12	37X0.320 SPC	2.26	2.88	6.5	0.079	2.97	3.69	Yellow	48.5

SPC: silver plated copper - SPCA: silver plated copper alloy

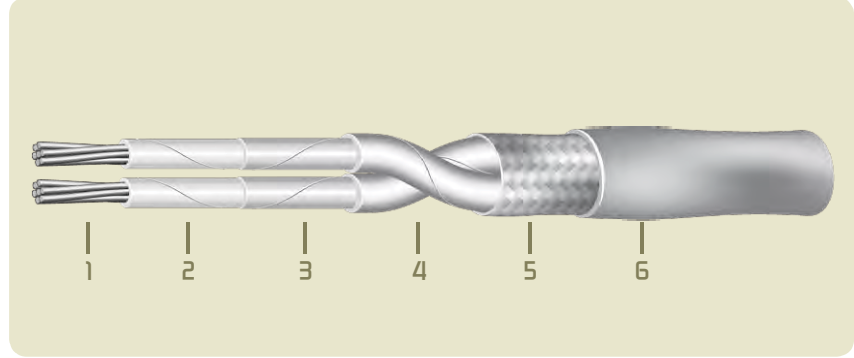
Shielded jacketed twisted pairs

ESCC 3901 018

CELLOFLON® / Polyimide / PTFE tape

Operating temperature: -200°C up to +200°C

Voltage rating: 600 VAC max.



Construction

- 1 - Stranded silver plated copper or copper alloy conductor,
- 2 - Expanded PTFE tape (CELLOFLON®),
- 3 - Polyimide tape,
- 4 - PTFE tape,
- 5 - Silver plated copper shield,
- 6 - Extruded PFA insulation.

Single wire colour: red and blue

Except other specification: black, brown, orange, yellow, green, violet, grey, white.

Main characteristics

Excellent physical, chemical and electrical properties:

- > excellent penetration resistance under pressure,
- > resist large overloads with no fire risk,
- > non-flammable,
- > good flexibility,
- > resistant to most chemicals,
- > suited for thermal, mechanical or laser stripping,
- > withstand atomic oxygen environment (ATOX).

AXON' REFERENCE	CONDUCTOR					SHIELDED STRAND Ø mm	SINGLE WIRE MAX. Ø mm	OVERALL MAX. Ø mm	JACKET COLOUR	MAX. WEIGHT g/m
	AWG	STRANDING Nb x Ø mm	MAX. Ø mm	NOM. CROSS SECTION mm ²	MAX. DC RESISTANCE AT 20°C Ω / km					
ESCC 3901 018 48	32	7X0.080 SPCA	0.25	0.034	649	0.079	0.75	2.2	Violet	9.31
ESCC 3901 018 49	30	7X0.102 SPCA	0.32	0.057	383	0.079	0.82	2.35	Grey	11
ESCC 3901 018 50	28	7X0.126 SPCA	0.39	0.089	244	0.079	0.9	2.51	Yellow	12.2
ESCC 3901 018 51	26	7X0.160 SPCA	0.49	0.14	152	0.079	1.03	2.74	Black	15.4
ESCC 3901 018 52	24	19X0.126 SPCA	0.65	0.24	90.7	0.079	1.18	3.06	Blue	18.4
ESCC 3901 018 53	22	19X0.160 SPC	0.82	0.38	51	0.079	1.35	3.41	Green	24.2
ESCC 3901 018 54	20	19X0.202 SPC	1.03	0.61	31.4	0.079	1.58	3.87	Red	30.5
ESCC 3901 018 55	16	19X0.287 SPC	1.45	1.23	15.6	0.079	2.12	5.21	Blue	55.4
ESCC 3901 018 56	12	37X0.320 SPC	2.26	2.88	6.6	0.102	2.97	7.03	Yellow	111.0

SPC: silver plated copper - SPCA: silver plated copper alloy

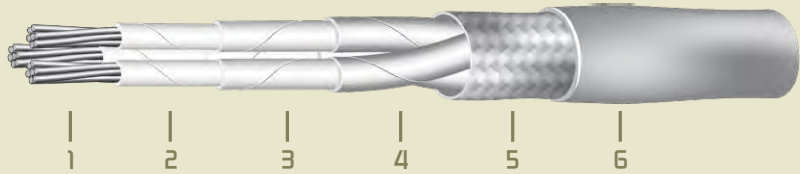
Shielded jacketed twisted triples

ESCC 3901 018

CELLOFLON® / Polyimide / PTFE tape

Operating temperature: -200°C up to +200°C

Voltage rating: 600 VAC max.



Construction

- 1 - Stranded silver plated copper or copper alloy conductor,
- 2 - Expanded PTFE tape (CELLOFLON®),
- 3 - Polyimide tape,
- 4 - PTFE tape,
- 5 - Silver plated copper shield,
- 6 - Extruded PFA insulation.

Single wire colour: red, blue and yellow

Except other specification: black, brown, orange, green, violet, grey, white.

Main characteristics

Excellent physical, chemical and electrical properties:

- excellent penetration resistance under pressure,
- resist large overloads with no fire risk,
- non-flammable,
- good flexibility,
- resistant to most chemicals,
- suited for thermal, mechanical or laser stripping,
- withstand atomic oxygen environment (ATOX).

AXON' REFERENCE	CONDUCTOR					SHIELDED STRAND Ø mm	SINGLE WIRE MAX. Ø mm	OVERALL MAX. Ø mm	JACKET COLOUR	MAX. WEIGHT g/m
	AWG	STRANDING Nb x Ø mm	MAX. Ø mm	NOM. CROSS SECTION mm ²	MAX. DC RESISTANCE AT 20°C Ω / km					
ESCC 3901 018 57	32	7X0.080 SPCA	0.25	0.034	652	0.079	0.75	2.32	Violet	10.6
ESCC 3901 018 58	30	7X0.102 SPCA	0.32	0.057	385	0.079	0.82	2.48	Grey	12.7
ESCC 3901 018 59	28	7X0.126 SPCA	0.39	0.089	245	0.079	0.9	2.66	Yellow	14.3
ESCC 3901 018 60	26	7X0.160 SPCA	0.49	0.14	152	0.079	1.03	2.9	Black	18.5
ESCC 3901 018 61	24	19X0.126 SPCA	0.65	0.24	90.7	0.079	1.18	3.23	Blue	24.5
ESCC 3901 018 62	22	19X0.160 SPC	0.82	0.38	51	0.079	1.35	3.62	Green	30.3
ESCC 3901 018 63	20	19X0.202 SPC	1.03	0.61	31.4	0.079	1.58	4.11	Red	41.4
ESCC 3901 018 64	16	19X0.287 SPC	1.45	1.23	15.6	0.102	2.12	5.53	Blue	73.0
ESCC 3901 018 65	12	37X0.320 SPC	2.26	2.88	6.6	0.102	2.97	7.49	Yellow	151.0

SPC: silver plated copper - SPCA: silver plated copper alloy

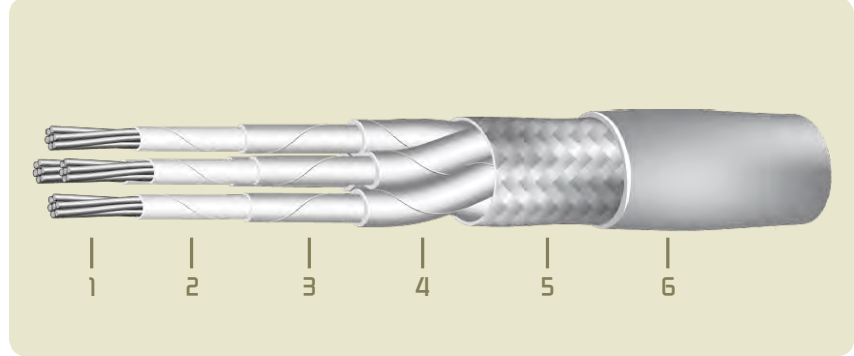
Shielded jacketed twisted quads

ESCC 3901 018

CELLOFLON® / Polyimide / PTFE tape

Operating temperature: -200°C up to +200°C

Voltage rating: 600 VAC max.



Construction

- 1 - Stranded silver plated copper or copper alloy conductor,
- 2 - Expanded PTFE tape (CELLOFLON®),
- 3 - Polyimide tape,
- 4 - PTFE tape,
- 5 - Silver plated copper shield,
- 6 - Extruded PFA insulation.

Single wire colour: red, blue, yellow and green

Except other specification: black, brown, orange, violet, grey, white.

Main characteristics

Excellent physical, chemical and electrical properties:

- > excellent penetration resistance under pressure,
- > resist large overloads with no fire risk,
- > non-flammable,
- > good flexibility,
- > resistant to most chemicals,
- > suited for thermal, mechanical or laser stripping,
- > withstand atomic oxygen environment (ATOX).

AXON' REFERENCE	CONDUCTOR					SHIELDED STRAND Ø mm	SINGLE WIRE MAX. Ø mm	OVERALL MAX. Ø mm	JACKET COLOUR	MAX. WEIGHT g/m
	AWG	STRANDING Nb x Ø mm	MAX. Ø mm	NOM. CROSS SECTION mm ²	MAX. DC RESISTANCE AT 20°C Ω / km					
ESCC 3901 018 66	32	7X0.080 SPCA	0.25	0.034	655	0.079	0.75	2.59	Violet	12.9
ESCC 3901 018 67	30	7X0.102 SPCA	0.32	0.057	386	0.079	0.82	2.77	Grey	15.9
ESCC 3901 018 68	28	7X0.126 SPCA	0.39	0.089	246	0.079	0.9	2.98	Yellow	18
ESCC 3901 018 69	26	7X0.160 SPCA	0.49	0.14	154	0.079	1.03	3.27	Black	23.5
ESCC 3901 018 70	24	19X0.126 SPCA	0.65	0.24	91.6	0.079	1.18	3.66	Blue	29
ESCC 3901 018 71	22	19X0.160 SPC	0.82	0.38	51.5	0.079	1.35	4.1	Green	38.6
ESCC 3901 018 72	20	19X0.202 SPC	1.03	0.61	31.7	0.079	1.58	4.68	Red	52.7
ESCC 3901 018 73	16	19X0.287 SPC	1.45	1.23	15.8	0.102	2.12	6.39	Blue	101.0
ESCC 3901 018 74	12	37X0.320 SPC	2.26	2.88	6.7	0.102	2.97	8.65	Yellow	191.0

SPC: silver plated copper - SPCA: silver plated copper alloy

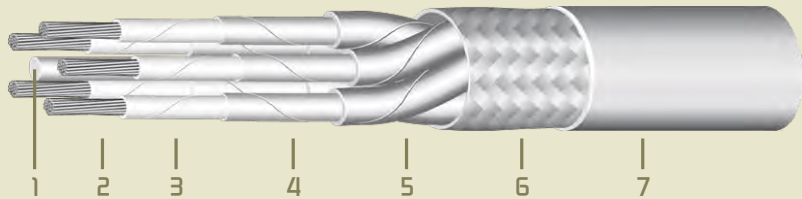
Shielded jacketed twisted 5-core cables

ESCC 3901 018

CELLOFLON® / Polyimide / PTFE tape

Operating temperature: -200°C up to +200°C

Voltage rating: 600 VAC max.



Construction

- 1 - Filler,
- 2 - Stranded silver plated copper or copper alloy conductor,
- 3 - Expanded PTFE tape (CELLOFLON®),
- 4 - Polyimide tape,
- 5 - PTFE tape,
- 6 - Silver plated copper shield,
- 7 - Extruded PFA insulation.

Single wire colour: red, blue, yellow, green and brown

Except other specification: black, orange, violet, grey, white.

Main characteristics

Excellent physical, chemical and electrical properties:

- › excellent penetration resistance under pressure,
- › resist large overloads with no fire risk,
- › non-flammable,
- › good flexibility,
- › resistant to most chemicals,
- › suited for thermal, mechanical or laser stripping,
- › withstand atomic oxygen environment (ATOX).

AXON' REFERENCE	CONDUCTOR					SHIELDED STRAND Ø mm	SINGLE WIRE MAX. Ø mm	OVERALL MAX. Ø mm	JACKET COLOUR	MAX. WEIGHT g/m
	AWG	STRANDING Nb x Ø mm	MAX. Ø mm	NOM. CROSS SECTION mm ²	MAX. DC RESISTANCE AT 20°C Ω / km					
ESCC 3901 018 75	32	7X0.080 SPCA	0.25	0.034	661	0.079	0.75	2.74	Violet	15.6
ESCC 3901 018 76	30	7X0.102 SPCA	0.32	0.057	390	0.079	0.82	2.95	Grey	17.8
ESCC 3901 018 77	28	7X0.126 SPCA	0.39	0.089	249	0.079	0.9	3.16	Yellow	20.4
ESCC 3901 018 78	26	7X0.160 SPCA	0.49	0.14	156	0.079	1.03	3.47	Black	26.9
ESCC 3901 018 79	24	19X0.126 SPCA	0.65	0.24	92.5	0.079	1.18	3.89	Blue	33.8
ESCC 3901 018 80	22	19X0.160 SPC	0.82	0.38	52	0.079	1.35	4.38	Green	45.4
ESCC 3901 018 81	20	19X0.202 SPC	1.03	0.61	32	0.079	1.58	5	Red	62.7

SPC: silver plated copper - SPCA: silver plated copper alloy

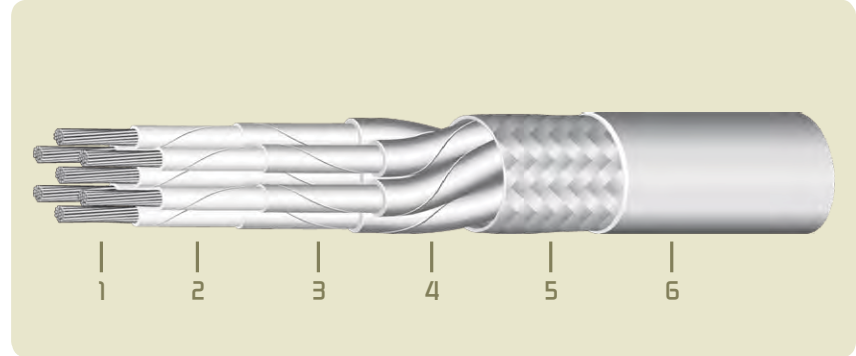
Shielded jacketed twisted 7-core cables

ESCC 3901 018

CELLOFLON® / Polyimide / PTFE tape

Operating temperature: -200°C up to +200°C

Voltage rating: 600 VAC max.



Construction

- 1 - Stranded silver plated copper or copper alloy conductor,
- 2 - Expanded PTFE tape (CELLOFLON®),
- 3 - Polyimide tape,
- 4 - PTFE tape,
- 5 - Silver plated copper shield,
- 6 - Extruded PFA insulation.

Single wire colour: red, blue, yellow, green, brown, grey and white
Except other specification: black, orange, violet.

Main characteristics

Excellent physical, chemical and electrical properties:

- > excellent penetration resistance under pressure,
- > resist large overloads with no fire risk,
- > non-flammable,
- > good flexibility,
- > resistant to most chemicals,
- > suited for thermal, mechanical or laser stripping,
- > withstand atomic oxygen environment (ATOX).

AXON' REFERENCE	CONDUCTOR					SHIELDED STRAND Ø mm	SINGLE WIRE MAX. Ø mm	OVERALL MAX. Ø mm	JACKET COLOUR	MAX. WEIGHT g/m
	AWG	STRANDING Nb x Ø mm	MAX. Ø mm	NOM. CROSS SECTION mm ²	MAX. DC RESISTANCE AT 20°C Ω / km					
ESCC 3901 018 82	32	7X0.080 SPCA	0.25	0.034	661	0.079	0.75	2.98	Violet	18.1
ESCC 3901 018 83	30	7X0.102 SPCA	0.32	0.057	390	0.079	0.82	3.19	Grey	20.8
ESCC 3901 018 84	28	7X0.126 SPCA	0.39	0.089	249	0.079	0.9	3.44	Yellow	26.1
ESCC 3901 018 85	26	7X0.160 SPCA	0.49	0.14	156	0.079	1.03	3.78	Black	32.4
ESCC 3901 018 86	24	19X0.126 SPCA	0.65	0.24	92.5	0.079	1.18	4.25	Blue	43.7
ESCC 3901 018 87	22	19X0.160 SPC	0.82	0.38	52	0.079	1.35	4.79	Green	58.9
ESCC 3901 018 88	20	19X0.202 SPC	1.03	0.61	32	0.102	1.58	5.79	Red	89.7

SPC: silver plated copper - SPCA: silver plated copper alloy


Single wires

ESCC 3901 019

CELLOFLON® / Polyimide tape

Operating temperature: -200°C up to +200°C

Voltage rating: 600 VAC max.



Construction

- 1 - Stranded silver plated copper or copper alloy conductor,
- 2 - Expanded PTFE tape (CELLOFLON®),
- 3 - Polyimide tape,
- 4 - Polyimide tape.

Colour: Amber (except other specification)

Main characteristics

Excellent physical, chemical and electrical properties:

- › excellent penetration resistance under pressure,
- › excellent radiation resistance,
- › resist large overloads with no fire risk,
- › non-flammable,
- › good flexibility,
- › resistant to most chemicals,
- › suited for thermal, mechanical or laser stripping.

AXON' REFERENCE	CONDUCTOR				MAX. DC RESISTANCE AT 20°C Ω / km	MAX. Ø mm	MAX. WEIGHT g/m
	AWG	STRANDING Nb x Ø mm	MAX. Ø mm	NOM. CROSS SECTION mm ²			
ESCC 3901 019 01	30	7X0.102 SPCA	0.32	0.057	375	0.78	0.98
ESCC 3901 019 02	28	7X0.127 SPCA	0.47	0.09	253	0.87	1.40
ESCC 3901 019 03	26	19X0.10 SPCA	0.57	0.15	157	0.96	1.90
ESCC 3901 019 04	24	19X0.12 SPCA	0.58	0.25	111	1.13	2.60
ESCC 3901 019 05	22	19X0.15 SPC	0.76	0.40	58	1.25	3.90
ESCC 3901 019 06	20	19X0.20 SPC	0.99	0.60	32	1.48	6.40
ESCC 3901 019 07	16	19X0.30 SPC	1.49	1.20	14	1.98	13.00
ESCC 3901 019 08	12	37X0.32 SPC	2.18	3.00	7	2.73	27.00

SPC: silver plated copper - SPCA: silver plated copper alloy

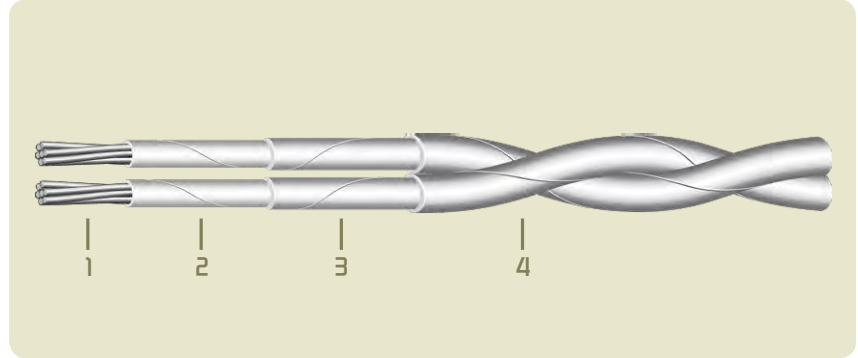
Twisted pairs

ESCC 3901 019

CELLOFLON® / Polyimide tape

Operating temperature: -200°C up to +200°C

Voltage rating: 600 VAC max.



Construction

- 1 - Stranded silver plated copper or copper alloy conductor,
- 2 - Expanded PTFE tape (CELLOFLON®),
- 3 - Polyimide tape,
- 4 - Polyimide tape.

Colour: Amber (except other specification)

Main characteristics

Excellent physical, chemical and electrical properties:

- > excellent penetration resistance under pressure,
- > excellent radiation resistance,
- > resist large overloads with no fire risk,
- > non-flammable,
- > good flexibility,
- > resistant to most chemicals,
- > suited for thermal, mechanical or laser stripping.

AXON' REFERENCE	CONDUCTOR					SINGLE WIRE MAX. Ø mm	BUNDLE MAX. Ø mm	MAX. WEIGHT g/m
	AWG	STRANDING Nb x Ø mm	MAX. Ø mm	NOM. CROSS SECTION mm ²	MAX. DC RESISTANCE AT 20°C Ω / km			
ESCC 3901 019 09	30	7X0.102 SPCA	0.32	0.057	383	0.78	1.50	2.10
ESCC 3901 019 10	28	7X0.127 SPCA	0.47	0.09	258	0.87	1.70	2.80
ESCC 3901 019 11	26	19X0.10 SPCA	0.57	0.15	170	0.96	1.90	3.80
ESCC 3901 019 12	24	19X0.12 SPCA	0.58	0.25	120	1.13	2.30	5.20
ESCC 3901 019 13	22	19X0.15 SPC	0.76	0.40	63	1.25	2.50	8.20
ESCC 3901 019 14	20	19X0.20 SPC	0.99	0.60	35	1.48	3.00	13.50
ESCC 3901 019 15	16	19X0.30 SPC	1.49	1.20	15	1.98	4.00	27.00
ESCC 3901 019 16	12	37X0.32 SPC	2.18	3.00	7.5	2.73	5.50	55.00

SPC: silver plated copper - SPCA: silver plated copper alloy

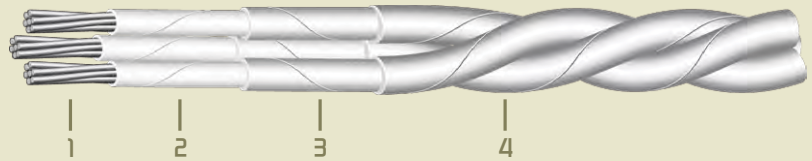
Twisted triples

ESCC 3901 019

CELLOFLON® / Polyimide tape

Operating temperature: -200°C up to +200°C

Voltage rating: 600 VAC max.



Construction

- 1 - Stranded silver plated copper or copper alloy conductor,
- 2 - Expanded PTFE tape (CELLOFLON®),
- 3 - Polyimide tape,
- 4 - Polyimide tape.

Colour: Amber (except other specification)

Main characteristics

Excellent physical, chemical and electrical properties:

- › excellent penetration resistance under pressure,
- › excellent radiation resistance,
- › resist large overloads with no fire risk,
- › non-flammable,
- › good flexibility,
- › resistant to most chemicals,
- › suited for thermal, mechanical or laser stripping.

AXON' REFERENCE	CONDUCTOR					SINGLE WIRE MAX. Ø mm	BUNDLE MAX. Ø mm	MAX. WEIGHT g/m
	AWG	STRANDING Nb x Ø mm	MAX. Ø mm	NOM. CROSS SECTION mm ²	MAX. DC RESISTANCE AT 20°C Ω / km			
ESCC 3901 019 17	30	7X0.102 SPCA	0.32	0.057	384	0.78	1.70	3.30
ESCC 3901 019 18	28	7X0.127 SPCA	0.47	0.09	259	0.87	1.90	4.50
ESCC 3901 019 19	26	19X0.10 SPCA	0.57	0.15	171	0.96	2.10	6.20
ESCC 3901 019 20	24	19X0.12 SPCA	0.58	0.25	121	1.13	2.50	8.30
ESCC 3901 019 21	22	19X0.15 SPC	0.76	0.40	64	1.25	2.70	12.70
ESCC 3901 019 22	20	19X0.20 SPC	0.99	0.60	37	1.48	3.20	20.60
ESCC 3901 019 23	16	19X0.30 SPC	1.49	1.20	15	1.98	4.30	43.00
ESCC 3901 019 24	12	37X0.32 SPC	2.18	3.00	7.5	2.73	5.90	88.00

SPC: silver plated copper - SPCA: silver plated copper alloy

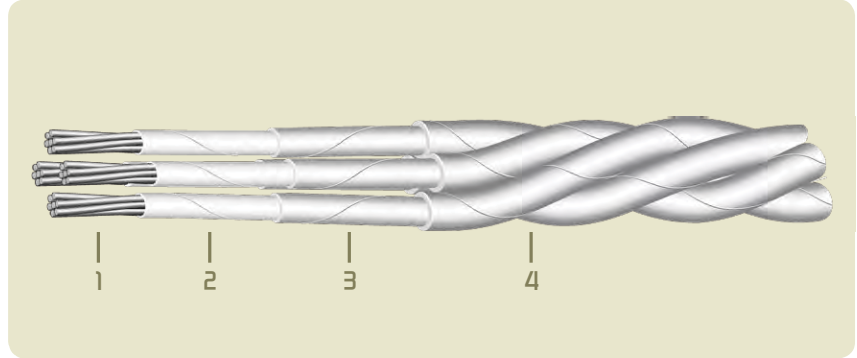
Twisted quads

ESCC 3901 019

CELLOFLON® / Polyimide tape

Operating temperature: -200°C up to +200°C

Voltage rating: 600 VAC max.



Construction

- 1 - Stranded silver plated copper or copper alloy conductor,
- 2 - Expanded PTFE tape (CELLOFLON®),
- 3 - Polyimide tape,
- 4 - Polyimide tape.

Colour: Amber (except other specification)

Main characteristics

Excellent physical, chemical and electrical properties:

- > excellent penetration resistance under pressure,
- > excellent radiation resistance,
- > resist large overloads with no fire risk,
- > non-flammable,
- > good flexibility,
- > resistant to most chemicals,
- > suited for thermal, mechanical or laser stripping.

AXON' REFERENCE	CONDUCTOR					SINGLE WIRE MAX. Ø mm	BUNDLE MAX. Ø mm	MAX. WEIGHT g/m
	AWG	STRANDING Nb x Ø mm	MAX. Ø mm	NOM. CROSS SECTION mm ²	MAX. DC RESISTANCE AT 20°C Ω / km			
ESCC 3901 019 25	30	7X0.102 SPCA	0.32	0.057	385	0.78	1.90	4.40
ESCC 3901 019 26	28	7X0.127 SPCA	0.47	0.09	260	0.87	2.10	6.00
ESCC 3901 019 27	26	19X0.10 SPCA	0.57	0.15	171	0.96	2.30	8.20
ESCC 3901 019 28	24	19X0.12 SPCA	0.58	0.25	122	1.13	2.70	11.00
ESCC 3901 019 29	22	19X0.15 SPC	0.76	0.40	64	1.25	3.00	16.90
ESCC 3901 019 30	20	19X0.20 SPC	0.99	0.60	37	1.48	3.60	27.30
ESCC 3901 019 31	16	19X0.30 SPC	1.49	1.20	16	1.98	4.80	57.00
ESCC 3901 019 32	12	37X0.32 SPC	2.18	3.00	7.9	2.73	6.50	118.00

SPC: silver plated copper - SPCA: silver plated copper alloy

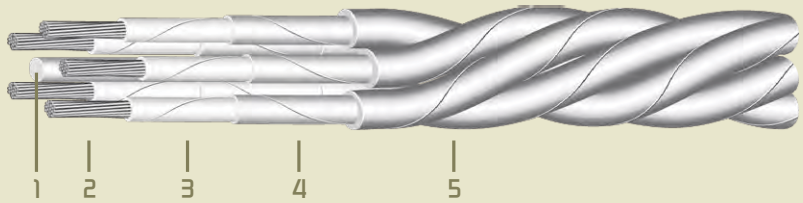
Twisted 5-core cables

ESCC 3901 019

CELLOFLON® / Polyimide tape

Operating temperature: -200°C up to +200°C

Voltage rating: 600 VAC max.



Construction

- 1 - PTFE filler.
- 2 - Stranded silver plated copper or copper alloy conductor,
- 3 - Expanded PTFE tape (CELLOFLON®),
- 4 - Polyimide tape,
- 5 - Polyimide tape.

Colour: Amber (except other specification)

Main characteristics

Excellent physical, chemical and electrical properties:

- > excellent penetration resistance under pressure,
- > excellent radiation resistance,
- > resist large overloads with no fire risk,
- > non-flammable,
- > good flexibility,
- > resistant to most chemicals,
- > suited for thermal, mechanical or laser stripping.

AXON' REFERENCE	CONDUCTOR					SINGLE WIRE MAX. Ø mm	BUNDLE MAX. Ø mm	MAX. WEIGHT g/m
	AWG	STRANDING Nb x Ø mm	MAX. Ø mm	NOM. CROSS SECTION mm ²	MAX. DC RESISTANCE AT 20°C Ω / km			
ESCC 3901 019 33	28	7X0.127 SPCA	0.47	0.09	260	0.87	2.40	7.80
ESCC 3901 019 34	26	19X0.10 SPCA	0.57	0.15	172	0.96	2.60	10.70
ESCC 3901 019 35	24	19X0.12 SPCA	0.58	0.25	123	1.13	3.10	14.30
ESCC 3901 019 36	22	19X0.15 SPC	0.76	0.40	64	1.25	3.40	21.80
ESCC 3901 019 37	20	19X0.20 SPC	0.99	0.60	37	1.48	4.00	35.00

SPC: silver plated copper - SPCA: silver plated copper alloy

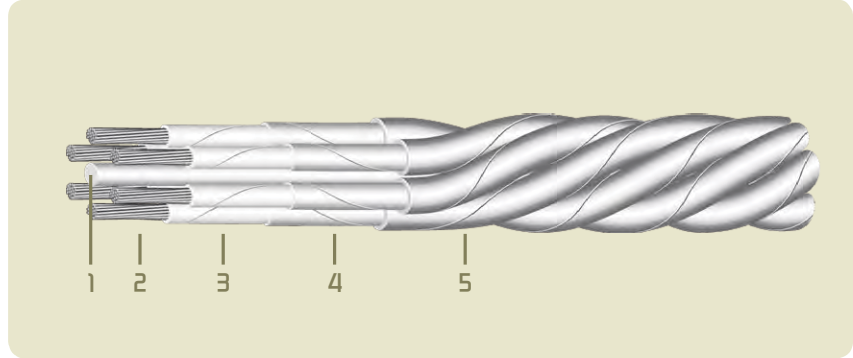
Twisted 6-core cables

ESCC 3901 019

CELLOFLON® / Polyimide tape

Operating temperature: -200°C up to +200°C

Voltage rating: 600 VAC max.



Construction

- 1 - PTFE filler,
- 2 - Stranded silver plated copper or copper alloy conductor,
- 3 - Expanded PTFE tape (CELLOFLON®),
- 4 - Polyimide tape,
- 5 - Polyimide tape.

Colour: Amber (except other specification)

Main characteristics

Excellent physical, chemical and electrical properties:

- > excellent penetration resistance under pressure,
- > excellent radiation resistance,
- > resist large overloads with no fire risk,
- > non-flammable,
- > good flexibility,
- > resistant to most chemicals,
- > suited for thermal, mechanical or laser stripping.

AXON' REFERENCE	CONDUCTOR					SINGLE WIRE MAX. Ø mm	BUNDLE MAX. Ø mm	MAX. WEIGHT g/m
	AWG	STRANDING Nb x Ø mm	MAX. Ø mm	NOM. CROSS SECTION mm ²	MAX. DC RESISTANCE AT 20°C Ω / km			
ESCC 3901 019 38	28	7X0.127 SPCA	0.47	0.09	261	0.87	2.60	9.60
ESCC 3901 019 39	26	19X0.10 SPCA	0.57	0.15	172	0.96	2.90	13.10
ESCC 3901 019 40	24	19X0.12 SPCA	0.58	0.25	124	1.13	3.40	17.60
ESCC 3901 019 41	22	19X0.15 SPC	0.76	0.40	65	1.25	3.70	26.60
ESCC 3901 019 42	20	19X0.20 SPC	0.99	0.60	38	1.48	4.40	48.20

SPC: silver plated copper - SPCA: silver plated copper alloy

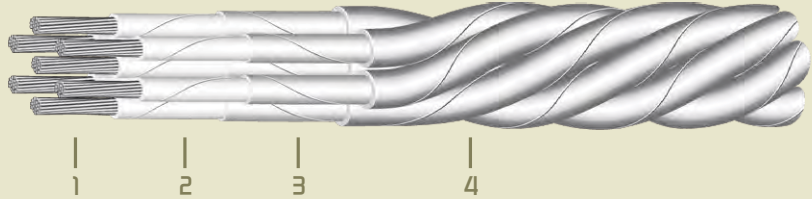
Twisted 7-core cables

ESCC 3901 019

CELLOFLON® / Polyimide tape

Operating temperature: -200°C up to +200°C

Voltage rating: 600 VAC max.



Construction

- 1 - Stranded silver plated copper or copper alloy conductor,
- 2 - Expanded PTFE tape (CELLOFLON®),
- 3 - Polyimide tape,
- 4 - Polyimide tape.

Colour: Amber (except other specification)

Main characteristics

Excellent physical, chemical and electrical properties:

- excellent penetration resistance under pressure,
- excellent radiation resistance,
- resist large overloads with no fire risk,
- non-flammable,
- good flexibility,
- resistant to most chemicals,
- suited for thermal, mechanical or laser stripping.

AXON' REFERENCE	CONDUCTOR					SINGLE WIRE MAX. Ø mm	BUNDLE MAX. Ø mm	MAX. WEIGHT g/m
	AWG	STRANDING Nb x Ø mm	MAX. Ø mm	NOM. CROSS SECTION mm ²	MAX. DC RESISTANCE AT 20°C Ω / km			
ESCC 3901 019 43	28	7X0.127 SPCA	0.47	0.09	261	0.87	2.60	10.50
ESCC 3901 019 44	26	19X0.10 SPCA	0.57	0.15	172	0.96	2.90	14.40
ESCC 3901 019 45	24	19X0.12 SPCA	0.58	0.25	124	1.13	3.40	19.30
ESCC 3901 019 46	22	19X0.15 SPC	0.76	0.40	65	1.25	3.70	29.60
ESCC 3901 019 47	20	19X0.20 SPC	0.99	0.60	38	1.48	4.40	47.80

SPC: silver plated copper - SPCA: silver plated copper alloy


Shielded jacketed single wires

ESCC 3901 019

CELLOFLON® / Polyimide tape

Operating temperature: -200°C up to +200°C

Voltage rating: 600 VAC max.



Construction

- 1 - Stranded silver plated copper or copper alloy conductor,
- 2 - Expanded PTFE tape (CELLOFLON®),
- 3 - Polyimide tape,
- 4 - Polyimide tape,
- 5 - Silver plated copper helical shield,
- 6 - Polyimide tape,
- 7 - Polyimide tape.

Colour: Amber (except other specification)

Main characteristics

Excellent physical, chemical and electrical properties:

- excellent penetration resistance under pressure,
- excellent radiation resistance,
- resist large overloads with no fire risk,
- non-flammable,
- good flexibility,
- resistant to most chemicals,
- suited for thermal, mechanical or laser stripping.

AXON' REFERENCE	CONDUCTOR					SHIELD STRAND Ø mm	SINGLE WIRE MAX. Ø mm	OVERALL MAX. Ø mm	MAX. WEIGHT g/m
	AWG	STRANDING Nb x Ø mm	MAX. Ø mm	NOM. CROSS SECTION mm ²	MAX. DC RESISTANCE AT 20°C Ω / km				
ESCC 3901 019 48	30	7X0.102 SPCA	0.32	0.057	375	0.063	0.78	1.10	2.60
ESCC 3901 019 49	28	7X0.127 SPCA	0.47	0.09	253	0.079	0.87	1.20	3.30
ESCC 3901 019 50	26	19X0.10 SPCA	0.57	0.15	157	0.079	0.96	1.30	4.10
ESCC 3901 019 51	24	19X0.12 SPCA	0.58	0.25	111	0.079	1.13	1.50	4.80
ESCC 3901 019 52	22	19X0.15 SPC	0.76	0.40	58	0.079	1.25	1.60	6.30
ESCC 3901 019 53	20	19X0.20 SPC	0.99	0.60	32	0.079	1.48	1.90	9.10
ESCC 3901 019 54	16	19X0.30 SPC	1.49	1.20	14	0.079	1.98	2.40	16.80
ESCC 3901 019 55	12	37X0.32 SPC	2.18	3.00	7	0.079	2.73	3.10	31.70

SPC: silver plated copper - SPCA: silver plated copper alloy

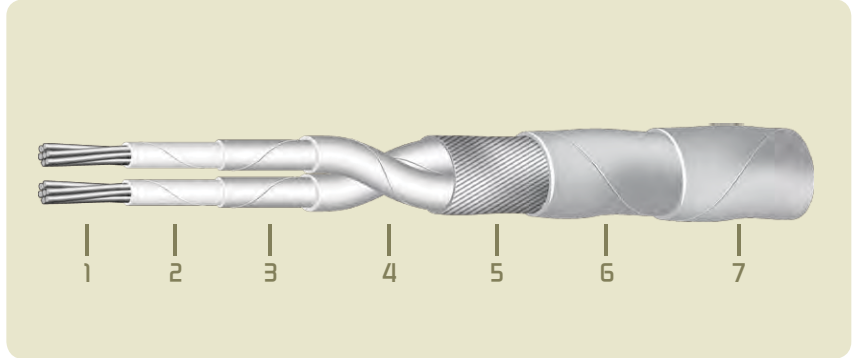
Shielded jacketed twisted pairs

ESCC 3901 019

CELLOFLON® / Polyimide tape

Operating temperature: -200°C up to +200°C

Voltage rating: 600 VAC max.



Construction

- 1 - Stranded silver plated copper or copper alloy conductor,
- 2 - Expanded PTFE tape (CELLOFLON®),
- 3 - Polyimide tape,
- 4 - Polyimide tape,
- 5 - Silver plated copper helicoidal shield,
- 6 - Polyimide tape,
- 7 - Polyimide tape.

Colour: Amber (except other specification)

Main characteristics

Excellent physical, chemical and electrical properties:

- excellent penetration resistance under pressure,
- excellent radiation resistance,
- resist large overloads with no fire risk,
- non-flammable,
- good flexibility,
- resistant to most chemicals,
- suited for thermal, mechanical or laser stripping.

AXON' REFERENCE	CONDUCTOR					SHIELD STRAND Ø mm	SINGLE WIRE MAX. Ø mm	OVERALL MAX. Ø mm	MAX. WEIGHT g/m
	AWG	STRANDING Nb x Ø mm	MAX. Ø mm	NOM. CROSS SECTION mm ²	MAX. DC RESISTANCE AT 20°C Ω / km				
ESCC 3901 019 56	30	7X0.102 SPCA	0.32	0.057	383	0.063	0.78	1.90	5.10
ESCC 3901 019 57	28	7X0.127 SPCA	0.47	0.09	258	0.079	0.87	2.10	6.10
ESCC 3901 019 58	26	19X0.10 SPCA	0.57	0.15	170	0.079	0.96	2.30	7.70
ESCC 3901 019 59	24	19X0.12 SPCA	0.58	0.25	120	0.079	1.13	2.70	9.50
ESCC 3901 019 60	22	19X0.15 SPC	0.76	0.40	63	0.079	1.25	2.90	13.40
ESCC 3901 019 61	20	19X0.20 SPC	0.99	0.60	35	0.079	1.48	3.30	19.60
ESCC 3901 019 62	16	19X0.30 SPC	1.49	1.20	15	0.079	1.98	4.30	35.00
ESCC 3901 019 63	12	37X0.32 SPC	2.18	3.00	7.50	0.079	2.73	5.80	67.00

SPC: silver plated copper - SPCA: silver plated copper alloy

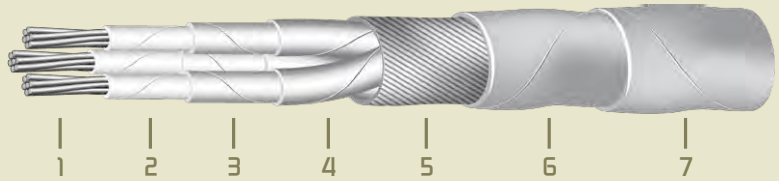
Shielded jacketed twisted triples

ESCC 3901 019

CELLOFLON® / Polyimide tape

Operating temperature: -200°C up to +200°C

Voltage rating: 600 VAC max.



Construction

- 1 - Stranded silver plated copper or copper alloy conductor,
- 2 - Expanded PTFE tape (CELLOFLON®),
- 3 - Polyimide tape,
- 4 - Polyimide tape,
- 5 - Silver plated copper helicoidal shield,
- 6 - Polyimide tape,
- 7 - Polyimide tape.

Colour: Amber (except other specification)

Main characteristics

Excellent physical, chemical and electrical properties:

- excellent penetration resistance under pressure,
- excellent radiation resistance,
- resist large overloads with no fire risk,
- non-flammable,
- good flexibility,
- resistant to most chemicals,
- suited for thermal, mechanical or laser stripping.

AXON' REFERENCE	CONDUCTOR					SHIELD STRAND Ø mm	SINGLE WIRE MAX. Ø mm	Overall MAX. Ø mm	MAX. WEIGHT g/m
	AWG	STRANDING Nb x Ø mm	MAX. Ø mm	NOM. CROSS SECTION mm ²	MAX. DC RESISTANCE AT 20°C Ω / km				
ESCC 3901 019 64	30	7X0.102 SPCA	0.32	0.057	385	0.063	0.78	2.00	6.10
ESCC 3901 019 65	28	7X0.127 SPCA	0.47	0.09	259	0.079	0.87	2.30	8.30
ESCC 3901 019 66	26	19X0.10 SPCA	0.57	0.15	171	0.079	0.96	2.40	10.30
ESCC 3901 019 67	24	19X0.12 SPCA	0.58	0.25	121	0.079	1.13	2.80	13.20
ESCC 3901 019 68	22	19X0.15 SPC	0.76	0.40	64	0.079	1.25	3.10	18
ESCC 3901 019 69	20	19X0.20 SPC	0.99	0.60	37	0.079	1.48	3.60	26.80
ESCC 3901 019 70	16	19X0.30 SPC	1.49	1.20	15	0.079	1.98	4.60	51
ESCC 3901 019 71	12	37X0.32 SPC	2.18	3.00	7.50	0.079	2.73	6.20	99

SPC: silver plated copper - SPCA: silver plated copper alloy


Shielded jacketed twisted quads

ESCC 3901 019

CELLOFLON® / Polyimide tape

Operating temperature: -200°C up to +200°C

Voltage rating: 600 VAC max.



Construction

- 1 - Stranded silver plated copper or copper alloy conductor,
- 2 - Expanded PTFE tape (CELLOFLON®),
- 3 - Polyimide tape,
- 4 - Polyimide tape,
- 5 - Silver plated copper helicoidal shield,
- 6 - Polyimide tape,
- 7 - Polyimide tape.

Colour: Amber (except other specification)

Main characteristics

Excellent physical, chemical and electrical properties:

- excellent penetration resistance under pressure,
- excellent radiation resistance,
- resist large overloads with no fire risk,
- non-flammable,
- good flexibility,
- resistant to most chemicals,
- suited for thermal, mechanical or laser stripping.

AXON' REFERENCE	CONDUCTOR					SHIELD STRAND Ø mm	SINGLE WIRE MAX. Ø mm	OVERALL MAX. Ø mm	MAX. WEIGHT g/m
	AWG	STRANDING Nb x Ø mm	MAX. Ø mm	NOM. CROSS SECTION mm ²	MAX. DC RESISTANCE AT 20°C Ω / km				
ESCC 3901 019 72	30	7X0.102 SPCA	0.32	0.057	386	0.063	0.78	2.20	7.60
ESCC 3901 019 73	28	7X0.127 SPCA	0.47	0.09	260	0.079	0.87	2.50	10.40
ESCC 3901 019 74	26	19X0.10 SPCA	0.57	0.15	171	0.079	0.96	2.70	12.20
ESCC 3901 019 75	24	19X0.12 SPCA	0.58	0.25	122	0.079	1.13	3.10	16.40
ESCC 3901 019 76	22	19X0.15 SPC	0.76	0.40	64	0.079	1.25	3.40	22.90
ESCC 3901 019 77	20	19X0.20 SPC	0.99	0.60	37	0.079	1.48	3.90	34.40
ESCC 3901 019 78	16	19X0.30 SPC	1.49	1.20	16	0.079	1.98	5.10	63
ESCC 3901 019 79	12	37X0.32 SPC	2.18	3.00	7.90	0.079	2.73	6.90	124

SPC: silver plated copper - SPCA: silver plated copper alloy


Shielded jacketed twisted 5-core cables

ESCC 3901 019

CELLOFLON® / Polyimide tape

Operating temperature: -200°C up to +200°C

Voltage rating: 600 VAC max.



Construction

- 1 - PTFE filler,
- 2 - Stranded silver plated copper or copper alloy conductor,
- 3 - Expanded PTFE tape (CELLOFLON®),
- 4 - Polyimide tape,
- 5 - Polyimide tape,
- 6 - Silver plated copper helical shield,
- 7 - Polyimide tape,
- 8 - Polyimide tape.

Colour: Amber (except other specification)

Main characteristics

Excellent physical, chemical and electrical properties:

- > excellent penetration resistance under pressure,
- > excellent radiation resistance,
- > resist large overloads with no fire risk,
- > non-flammable,
- > good flexibility,
- > resistant to most chemicals,
- > suited for thermal, mechanical or laser stripping.

AXON' REFERENCE	CONDUCTOR					SHIELD STRAND Ø mm	SINGLE WIRE MAX. Ø mm	OVERALL MAX. Ø mm	MAX. WEIGHT g/m
	AWG	STRANDING Nb x Ø mm	MAX. Ø mm	NOM. CROSS SECTION mm ²	MAX. DC RESISTANCE AT 20°C Ω / km				
ESCC 3901 019 80	28	7X0.127 SPCA	0.47	0.09	260	0.079	0.87	2.70	12.50
ESCC 3901 019 81	26	19X0.10 SPCA	0.57	0.15	172	0.079	0.96	2.90	15.80
ESCC 3901 019 82	24	19X0.12 SPCA	0.58	0.25	123	0.079	1.13	3.40	20.40
ESCC 3901 019 83	22	19X0.15 SPC	0.76	0.40	64	0.079	1.25	3.70	28.40
ESCC 3901 019 84	20	19X0.20 SPC	0.99	0.60	37	0.079	1.48	4.40	43.00

SPC: silver plated copper - SPCA: silver plated copper alloy

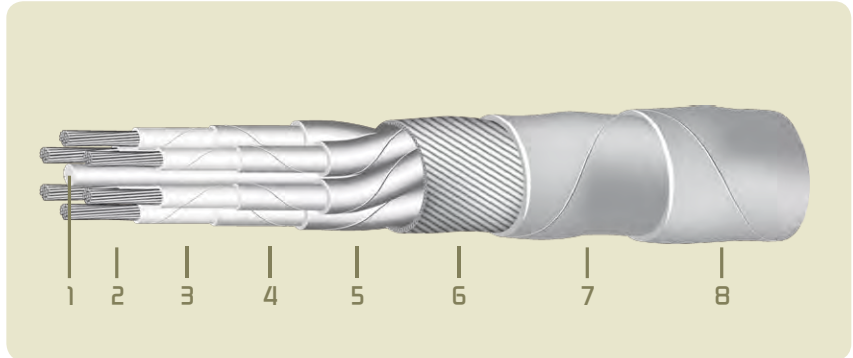
Shielded jacketed twisted 6-core cables

ESCC 3901 019

CELLOFLON® / Polyimide tape

Operating temperature: -200°C up to +200°C

Voltage rating: 600 VAC max.



Construction

- 1 - PTFE filler,
- 2 - Stranded silver plated copper or copper alloy conductor,
- 3 - Expanded PTFE tape (CELLOFLON®),
- 4 - Polyimide tape,
- 5 - Polyimide tape,
- 6 - Silver plated copper helicoidal shield,
- 7 - Polyimide tape,
- 8 - Polyimide tape.

Colour: Amber (except other specification)

Main characteristics

Excellent physical, chemical and electrical properties:

- > excellent penetration resistance under pressure,
- > excellent radiation resistance,
- > resist large overloads with no fire risk,
- > non-flammable,
- > good flexibility,
- > resistant to most chemicals,
- > suited for thermal, mechanical or laser stripping.

AXON' REFERENCE	CONDUCTOR					SHIELD STRAND Ø mm	SINGLE WIRE MAX. Ø mm	OVERALL MAX. Ø mm	MAX. WEIGHT g/m
	AWG	STRANDING Nb x Ø mm	MAX. Ø mm	NOM. CROSS SECTION mm ²	MAX. DC RESISTANCE AT 20°C Ω / km				
ESCC 3901 019 85	28	7X0.127 SPCA	0.47	0.09	261	0.079	0.87	3.00	14.80
ESCC 3901 019 86	26	19X0.10 SPCA	0.57	0.15	172	0.079	0.96	3.20	18.80
ESCC 3901 019 87	24	19X0.12 SPCA	0.58	0.25	124	0.079	1.13	3.80	24.30
ESCC 3901 019 88	22	19X0.15 SPC	0.76	0.40	65	0.079	1.25	4.10	34.00
ESCC 3901 019 89	20	19X0.20 SPC	0.99	0.60	38	0.079	1.48	4.80	58.20

SPC: silver plated copper - SPCA: silver plated copper alloy

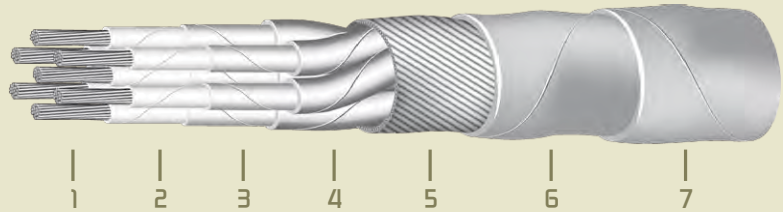
Shielded jacketed twisted 7-core cables

ESCC 3901 019

CELLOFLON® / Polyimide tape

Operating temperature: -200°C up to +200°C

Voltage rating: 600 VAC max.



Construction

- 1 - Stranded silver plated copper or copper alloy conductor,
- 2 - Expanded PTFE tape (CELLOFLON®),
- 3 - Polyimide tape,
- 4 - Polyimide tape,
- 5 - Silver plated copper helical shield,
- 6 - Polyimide tape,
- 7 - Polyimide tape.

Colour: Amber (except other specification)

Main characteristics

Excellent physical, chemical and electrical properties:

- excellent penetration resistance under pressure,
- excellent radiation resistance,
- resist large overloads with no fire risk,
- non-flammable,
- good flexibility,
- resistant to most chemicals,
- suited for thermal, mechanical or laser stripping.

AXON' REFERENCE	CONDUCTOR					SHIELD STRAND Ø mm	SINGLE WIRE MAX. Ø mm	OVERALL MAX. Ø mm	MAX. WEIGHT g/m
	AWG	STRANDING Nb x Ø mm	MAX. Ø mm	NOM. CROSS SECTION mm ²	MAX. DC RESISTANCE AT 20°C Ω / km				
ESCC 3901 019 90	28	7X0.127 SPCA	0.47	0.09	261	0.079	0.87	3.0	15.7
ESCC 3901 019 91	26	19X0.10 SPCA	0.57	0.15	172	0.079	0.96	3.2	20.1
ESCC 3901 019 92	24	19X0.12 SPCA	0.58	0.25	124	0.079	1.13	3.8	26
ESCC 3901 019 93	22	19X0.15 SPC	0.76	0.40	65	0.079	1.25	4.1	37
ESCC 3901 019 94	20	19X0.20 SPC	0.99	0.60	38	0.079	1.48	4.8	57

SPC: silver plated copper - SPCA: silver plated copper alloy

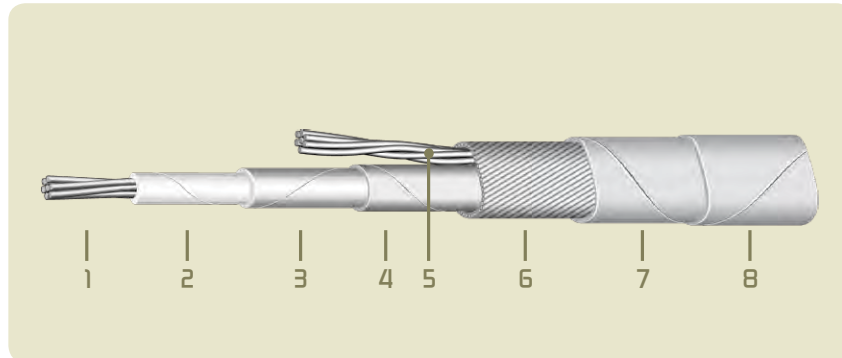
Shielded jacketed single wires

ESCC 3901 021

CELLOFLON® / Polyimide tape / Drain / Shielding / Jacket

Operating temperature: -200°C up to +200°C

Voltage rating: 600 VAC max.



Construction

- 1 - Stranded silver plated copper or copper alloy conductor,
- 2 - Expanded PTFE tape (CELLOFLON®),
- 3 - Polyimide tape,
- 4 - Polyimide tape,
- 5 - Drain wire,
- 6 - Silver plated copper helical shield,
- 7 - Polyimide tape,
- 8 - Polyimide tape.

Single wire colour: Natural (or other specification) – Jacket colour: Amber (natural colour of polyimide tape)

Main characteristics

Excellent physical, chemical and electrical properties:

- › excellent penetration resistance under pressure,
- › excellent radiation resistance,
- › resist large overloads with no fire risk,
- › non-flammable,
- › good flexibility,
- › resistant to most chemicals,
- › suited for thermal, mechanical or laser stripping.

AXON' REFERENCE	DRAIN & CONDUCTOR		CONDUCTOR			SHIELD STRAND MAX. Ø mm	SINGLE WIRE MAX. Ø mm	OVERALL MAX. Ø mm	MAX. WEIGHT g/m
	AWG	STRANDING Nb x Ø mm	MAX. Ø mm	NOM. CROSS SECTION mm ²	MAX. DC RESISTANCE AT 20°C Ω / km				
ESCC 3901 021 01	30	7X0.102 SPCA	0.32	0.057	375	0.063	0.78	1.4	3.4
ESCC 3901 021 02	28	7X0.127 SPCA	0.39	0.09	253	0.079	0.87	1.6	4.4
ESCC 3901 021 03	26	19X0.10 SPCA	0.47	0.15	157	0.079	0.99	1.8	5.8
ESCC 3901 021 04	24	19X0.12 SPCA	0.58	0.25	111	0.079	1.13	2.1	7.4
ESCC 3901 021 05	22	19X0.15 SPC	0.76	0.40	58	0.079	1.26	2.4	11
ESCC 3901 021 06	20	19X0.20 SPC	0.99	0.60	32	0.079	1.48	2.9	17
ESCC 3901 021 07	18	19X0.25 SPC	1.29	0.96	21	0.079	1.70	3.9	30
ESCC 3901 021 08	16	19X0.30 SPC	1.49	1.20	14	0.079	1.98	4.0	34
ESCC 3901 021 09	12	37X0.32 SPC	2.18	3.00	7	0.079	2.70	5.3	66

SPC: silver plated copper - SPCA: silver plated copper alloy

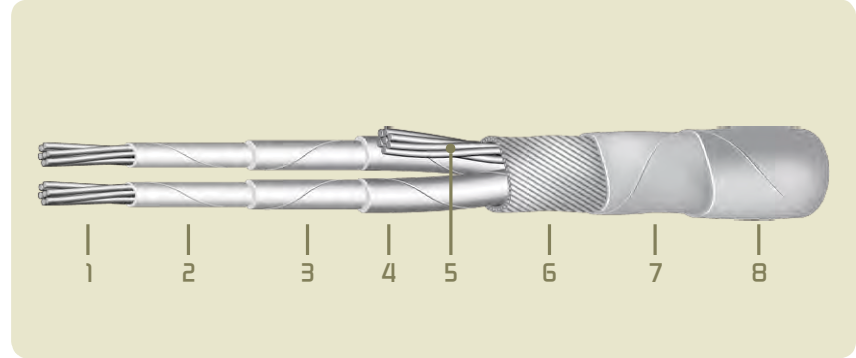
Shielded jacketed twisted pairs

ESCC 3901 021

CELLOFLON® / Polyimide tape / Drain / Shielding / Jacket

Operating temperature: -200°C up to +200°C

Voltage rating: 600 VAC max.



Construction

- 1 - Stranded silver plated copper or copper alloy conductor,
- 2 - Expanded PTFE tape (CELLOFLON®),
- 3 - Polyimide tape,
- 4 - Polyimide tape,
- 5 - Drain wire,
- 6 - Silver plated copper helicoidal shield,
- 7 - Polyimide tape,
- 8 - Polyimide tape.

Single wire colour: Red and natural (or other specification)

Jacket colour: Amber (natural colour of polyimide tape)

Main characteristics

Excellent physical, chemical and electrical properties:

- excellent penetration resistance under pressure,
- excellent radiation resistance,
- resist large overloads with no fire risk,
- non-flammable,
- good flexibility,
- resistant to most chemicals,
- suited for thermal, mechanical or laser stripping.

AXON' REFERENCE	DRAIN & CONDUCTOR		CONDUCTOR			SHIELD STRAND MAX. Ø mm	SINGLE WIRE MAX. Ø mm	OVERALL MAX. Ø mm	MAX. WEIGHT g/m
	AWG	STRANDING Nb x Ø mm	MAX. Ø mm	NOM. CROSS SECTION mm ²	MAX. DC RESISTANCE AT 20°C Ω / km				
ESCC 3901 021 10	30	7X0.102 SPCA	0.32	0.057	383	0.063	0.78	2.2	5.7
ESCC 3901 021 11	28	7X0.127 SPCA	0.39	0.09	258	0.079	0.87	2.5	7
ESCC 3901 021 12	26	19X0.10 SPCA	0.47	0.15	170	0.079	0.99	2.8	9.1
ESCC 3901 021 13	24	19X0.12 SPCA	0.58	0.21	120	0.079	1.13	3.3	11.4
ESCC 3901 021 14	22	19X0.15 SPC	0.76	0.40	63	0.079	1.26	3.7	17
ESCC 3901 021 15	20	19X0.20 SPC	0.99	0.60	35	0.079	1.48	4.3	25
ESCC 3901 021 16	16	19X0.30 SPC	1.49	1.20	15	0.079	1.98	5.9	48
ESCC 3901 021 17	12	37X0.32 SPC	2.18	3.00	7.5	0.079	2.73	8.0	95

SPC: silver plated copper - SPCA: silver plated copper alloy

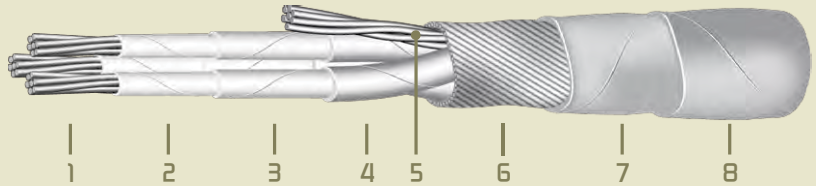
Shielded jacketed twisted triples

ESCC 3901 021

CELLOFLON® / Polyimide tape / Drain / Shielding / Jacket

Operating temperature: -200°C up to +200°C

Voltage rating: 600 VAC max.



Construction

- 1 - Stranded silver plated copper or copper alloy conductor,
- 2 - Expanded PTFE tape (CELLOFLON®),
- 3 - Polyimide tape,
- 4 - Polyimide tape,
- 5 - Drain wire,
- 6 - Silver plated copper helicoidal shield,
- 7 - Polyimide tape,
- 8 - Polyimide tape.

Single wire colour: Red, natural and yellow (or other specification)

Jacket colour: Amber (natural colour of polyimide tape)

Main characteristics

Excellent physical, chemical and electrical properties:

- excellent penetration resistance under pressure,
- excellent radiation resistance,
- resist large overloads with no fire risk,
- non-flammable,
- good flexibility,
- resistant to most chemicals,
- suited for thermal, mechanical or laser stripping.

AXON' REFERENCE	DRAIN & CONDUCTOR		CONDUCTOR			SHIELD STRAND MAX. Ø mm	SINGLE WIRE MAX. Ø mm	OVERALL MAX. Ø mm	MAX. WEIGHT g/m
	AWG	STRANDING Nb x Ø mm	MAX. Ø mm	NOM. CROSS SECTION mm ²	MAX. DC RESISTANCE AT 20°C Ω / km				
ESCC 3901 021 18	30	7X0.102 SPCA	0.32	0.057	385	0.063	0.78	2.3	6.7
ESCC 3901 021 19	28	7X0.127 SPCA	0.39	0.09	259	0.079	0.87	2.7	9.2
ESCC 3901 021 20	26	19X0.10 SPCA	0.47	0.15	171	0.079	0.99	2.9	12
ESCC 3901 021 21	24	19X0.12 SPCA	0.58	0.25	121	0.079	1.13	3.4	15
ESCC 3901 021 22	22	19X0.15 SPC	0.76	0.40	64	0.079	1.26	3.9	21
ESCC 3901 021 23	20	19X0.20 SPC	0.99	0.60	37	0.079	1.48	4.6	33

SPC: silver plated copper - SPCA: silver plated copper alloy

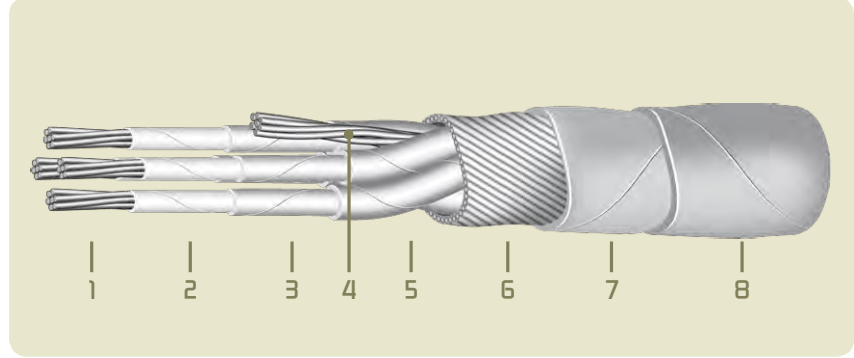
Shielded jacketed twisted quads

ESCC 3901 021

CELLOFLON® / Polyimide tape / Drain / Shielding / Jacket

Operating temperature: -200°C up to +200°C

Voltage rating: 600 VAC max.



Construction

- 1 - Stranded silver plated copper or copper alloy conductor,
- 2 - Expanded PTFE tape (CELLOFLON®),
- 3 - Polyimide tape,
- 4 - Drain wire,
- 5 - Polyimide tape,
- 6 - Silver plated copper helical shield,
- 7 - Polyimide tape,
- 8 - Polyimide tape.

Single wire colour: Red, natural, yellow and green (or other specification)
Jacket colour: Amber (natural colour of polyimide tape)

Main characteristics

Excellent physical, chemical and electrical properties:

- excellent penetration resistance under pressure,
- excellent radiation resistance,
- resist large overloads with no fire risk,
- non-flammable,
- good flexibility,
- resistant to most chemicals,
- suited for thermal, mechanical or laser stripping.

AXON' REFERENCE	DRAIN & CONDUCTOR		CONDUCTOR			SHIELD STRAND MAX. Ø mm	SINGLE WIRE MAX. Ø mm	OVERALL MAX. Ø mm	MAX. WEIGHT g/m
	AWG	STRANDING Nb x Ø mm	MAX. Ø mm	NOM. CROSS SECTION mm ²	MAX. DC RESISTANCE AT 20°C Ω / km				
ESCC 3901 021 24	30	7X0.102 SPCA	0.32	0.057	386	0.063	0.78	2.5	8.2
ESCC 3901 021 25	28	7X0.127 SPCA	0.39	0.09	260	0.079	0.87	2.9	11
ESCC 3901 021 26	26	19X0.10 SPCA	0.47	0.15	171	0.079	0.99	3.2	14
ESCC 3901 021 27	24	19X0.12 SPCA	0.58	0.25	122	0.079	1.13	3.7	18
ESCC 3901 021 28	22	19X0.15 SPC	0.76	0.40	64	0.079	1.26	4.2	26
ESCC 3901 021 29	20	19X0.20 SPC	0.99	0.60	37	0.079	1.48	4.9	40

SPC: silver plated copper - SPCA: silver plated copper alloy

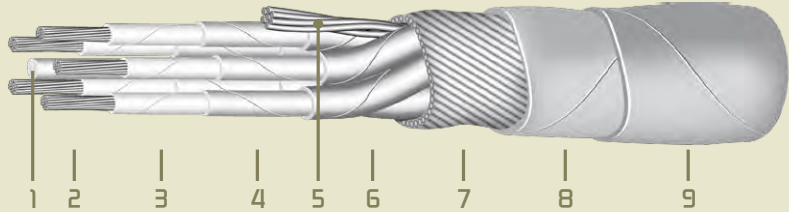
Shielded jacketed twisted 5-core cables

ESCC 3901 021

CELLOFLON® / Polyimide tape / Drain / Shielding / Jacket

Operating temperature: -200°C up to +200°C

Voltage rating: 600 VAC max.



Construction

- 1 - Filler,
- 2 - Stranded silver plated copper or copper alloy conductor,
- 3 - Expanded PTFE tape (CELLOFLON®),
- 4 - Polyimide tape,
- 5 - Drain wire,
- 6 - Polyimide tape,
- 7 - Silver plated copper helical shield,
- 8 - Polyimide tape,
- 9 - Polyimide tape.

Single wire colour: Red, natural, yellow, green and brown (or other specification)

Jacket colour: Amber (natural colour of polyimide tape)

Main characteristics

Excellent physical, chemical and electrical properties:

- › excellent penetration resistance under pressure,
- › excellent radiation resistance,
- › resist large overloads with no fire risk,
- › non-flammable,
- › good flexibility,
- › resistant to most chemicals,
- › suited for thermal, mechanical or laser stripping.

AXON' REFERENCE	DRAIN & CONDUCTOR		CONDUCTOR			SHIELD STRAND MAX. Ø mm	SINGLE WIRE MAX. Ø mm	OVERALL MAX. Ø mm	MAX. WEIGHT g/m
	AWG	STRANDING Nb x Ø mm	MAX. Ø mm	NOM. CROSS SECTION mm ²	MAX. DC RESISTANCE AT 20°C Ω / km				
ESCC 3901 021 30	26	19X0.10 SPCA	0.47	0.15	172	0.079	0.99	3.4	17
ESCC 3901 021 31	24	19X0.12 SPCA	0.58	0.25	123	0.079	1.13	4.0	22
ESCC 3901 021 32	22	19X0.15 SPC	0.76	0.40	64	0.079	1.26	4.5	32
ESCC 3901 021 33	20	19X0.20 SPC	0.99	0.60	37	0.079	1.48	5.4	49

SPC: silver plated copper - SPCA: silver plated copper alloy

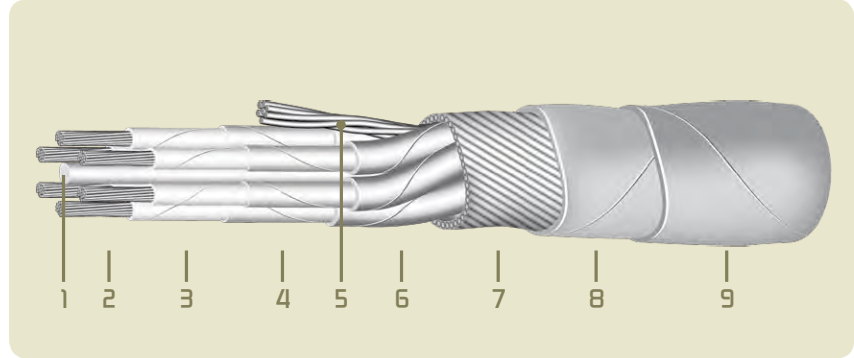
Shielded jacketed twisted 6-core cables

ESCC 3901 021

CELLOFLON® / Polyimide tape / Drain / Shielding / Jacket

Operating temperature: -200°C up to +200°C

Voltage rating: 600 VAC max.



Construction

- 1 - Filler,
- 2 - Stranded silver plated copper or copper alloy conductor,
- 3 - Expanded PTFE tape (CELLOFLON®),
- 4 - Polyimide tape,
- 5 - Drain wire,
- 6 - Polyimide tape,
- 7 - Silver plated copper helicoidal shield,
- 8 - Polyimide tape,
- 9 - Polyimide tape.

Single wire colour: Red, natural, yellow, green, brown and black (or other specification)

Jacket colour: Amber (natural colour of polyimide tape)

Main characteristics

Excellent physical, chemical and electrical properties:

- > excellent penetration resistance under pressure,
- > excellent radiation resistance,
- > resist large overloads with no fire risk,
- > non-flammable,
- > good flexibility,
- > resistant to most chemicals,
- > suited for thermal, mechanical or laser stripping.

AXON' REFERENCE	DRAIN & CONDUCTOR		CONDUCTOR			SHIELD STRAND MAX. Ø mm	SINGLE WIRE MAX. Ø mm	OVERALL MAX. Ø mm	MAX. WEIGHT g/m
	AWG	STRANDING Nb x Ø mm	MAX. Ø mm	NOM. CROSS SECTION mm ²	MAX. DC RESISTANCE AT 20°C Ω / km				
ESCC 3901 021 34	26	19X0.10 SPCA	0.47	0.15	172	0.079	0.99	3.7	20
ESCC 3901 021 35	24	19X0.12 SPCA	0.58	0.25	124	0.079	1.13	4.4	26
ESCC 3901 021 36	22	19X0.15 SPC	0.76	0.40	65	0.079	1.26	4.9	37
ESCC 3901 021 37	20	19X0.20 SPC	0.99	0.60	38	0.079	1.48	5.8	62

SPC: silver plated copper - SPCA: silver plated copper alloy

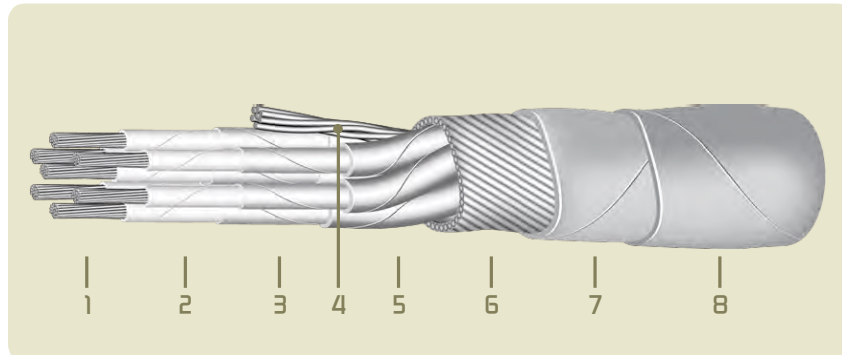
Shielded jacketed twisted 7-core cables

ESCC 3901 021

CELLOFLON® / Polyimide tape / Drain / Shielding / Jacket

Operating temperature: -200°C up to +200°C

Voltage rating: 600 VAC max.



Construction

- 1 - Stranded silver plated copper or copper alloy conductor,
- 2 - Expanded PTFE tape (CELLOFLON®),
- 3 - Polyimide tape,
- 4 - Drain wire,
- 5 - Polyimide tape,
- 6 - Silver plated copper helicoidal shield,
- 7 - Polyimide tape,
- 8 - Polyimide tape.

Single wire colour: Red, natural, yellow, green, brown, black and orange (or other specification)
Jacket colour: Amber (natural colour of polyimide tape)

Main characteristics

Excellent physical, chemical and electrical properties:

- > excellent penetration resistance under pressure,
- > excellent radiation resistance,
- > resist large overloads with no fire risk,
- > non-flammable,
- > good flexibility,
- > resistant to most chemicals,
- > suited for thermal, mechanical or laser stripping.

AXON' REFERENCE	DRAIN & CONDUCTOR		CONDUCTOR			SHIELD STRAND MAX. Ø mm	SINGLE WIRE MAX. Ø mm	OVERALL MAX. Ø mm	MAX. WEIGHT g/m
	AWG	STRANDING Nb x Ø mm	MAX. Ø mm	NOM. CROSS SECTION mm ²	MAX. DC RESISTANCE AT 20°C Ω / km				
ESCC 3901 021 38	26	19X0.10 SPCA	0.47	0.15	172	0.079	0.99	3.7	22
ESCC 3901 021 39	24	19X0.12 SPCA	0.58	0.25	124	0.079	1.13	4.4	28
ESCC 3901 021 40	22	19X0.15 SPC	0.76	0.40	65	0.079	1.26	4.9	40
ESCC 3901 021 41	20	19X0.20 SPC	0.99	0.60	38	0.079	1.48	5.8	65

SPC: silver plated copper - SPCA: silver plated copper alloy

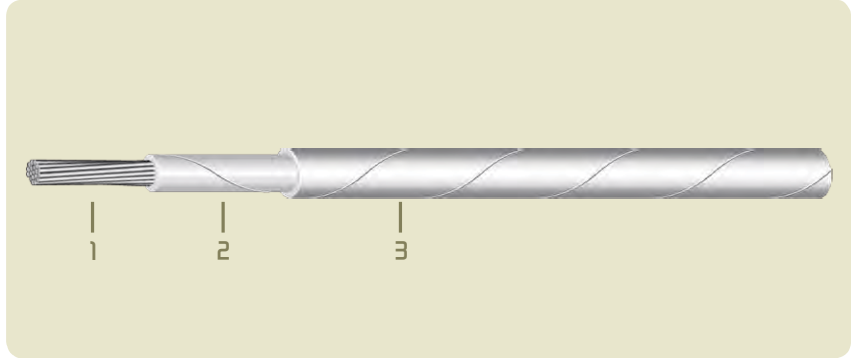
Single wires

ESCC 3901 024

Abrasion resistant PTFE tape

Operating temperature: -200°C up to +200°C

Voltage rating: 600 VAC max.



Construction

- 1 - Stranded silver plated copper or copper alloy conductor,
- 2 - Abrasion resistant PTFE tape,
- 3 - Abrasion resistant PTFE tape.

Single wire colour: Red

Except other specification: black, brown, orange, yellow, green, blue, violet, grey, white.

Main characteristics

Excellent physical, chemical and electrical properties:

- › excellent penetration resistance under pressure,
- › excellent abrasion resistance,
- › resist large overloads with no fire risk,
- › non-flammable,
- › good flexibility and very low spring back effect,
- › resistant to most chemicals,
- › suited for thermal, mechanical or laser stripping.

AXON' REFERENCE	CONDUCTOR				MAX. DC RESISTANCE AT 20°C Ω / km	SINGLE WIRE MAX. Ø mm	MAX. WEIGHT g/m
	AWG	STRANDING Nb x Ø mm	MAX. Ø mm	NOM. CROSS SECTION mm ²			
ESCC 3901 024 01	30	7X0.102 SPCA	0.32	0.057	375	0.75	1.3
ESCC 3901 024 02	28	7X0.127 SPCA	0.39	0.09	253	0.85	1.7
ESCC 3901 024 03	26	19X0.10 SPCA	0.47	0.15	157	1.00	2.2
ESCC 3901 024 04	24	19X0.12 SPCA	0.58	0.25	111	1.15	3.1
ESCC 3901 024 05	22	19X0.15 SPC	0.76	0.40	58	1.30	4.4
ESCC 3901 024 06	20	19X0.20 SPC	0.99	0.60	32	1.55	7.4
ESCC 3901 024 07	18	19X0.30 SPC	1.49	1.20	14	2.20	17
ESCC 3901 024 08	16	37X0.32 SPC	2.18	3.00	7	3.00	33

SPC: silver plated copper - SPCA: silver plated copper alloy


Twisted pairs

ESCC 3901 024

Abrasion resistant PTFE tape

Operating temperature: -200°C up to +200°C

Voltage rating: 600 VAC max.



Construction

- 1 - Stranded silver plated copper or copper alloy conductor,
- 2 - Abrasion resistant PTFE tape,
- 3 - Abrasion resistant PTFE tape.

Single wire colour: Red and blue

Except other specification: black, brown, orange, yellow, green, violet, grey, white.

Main characteristics

Excellent physical, chemical and electrical properties:

- › excellent penetration resistance under pressure,
- › excellent abrasion resistance,
- › resist large overloads with no fire risk,
- › non-flammable,
- › good flexibility and very low spring back effect,
- › resistant to most chemicals,
- › suited for thermal, mechanical or laser stripping.

AXON' REFERENCE	CONDUCTOR					SINGLE WIRE MAX. Ø mm	BUNDLE MAX. Ø mm	MAX. WEIGHT g/m
	AWG	STRANDING Nb x Ø mm	MAX. Ø mm	NOM. CROSS SECTION mm ²	MAX. DC RESISTANCE AT 20°C Ω / km			
ESCC 3901 024 09	30	7X0.102 SPCA	0.32	0.057	383	0.75	1.5	2.7
ESCC 3901 024 10	28	7X0.127 SPCA	0.39	0.09	258	0.85	1.7	3.5
ESCC 3901 024 11	26	19X0.10 SPCA	0.47	0.15	170	1.00	2.0	4.6
ESCC 3901 024 12	24	19X0.12 SPCA	0.58	0.25	120	1.15	2.3	6.5
ESCC 3901 024 13	22	19X0.15 SPC	0.76	0.40	63	1.30	2.6	9.2
ESCC 3901 024 14	20	19X0.20 SPC	0.99	0.60	35	1.55	3.1	15.5
ESCC 3901 024 15	16	19X0.30 SPC	1.49	1.20	15	2.20	4.4	35.7
ESCC 3901 024 16	12	37X0.32 SPC	2.18	3.00	7.5	3.00	6.0	69.3

SPC: silver plated copper - SPCA: silver plated copper alloy

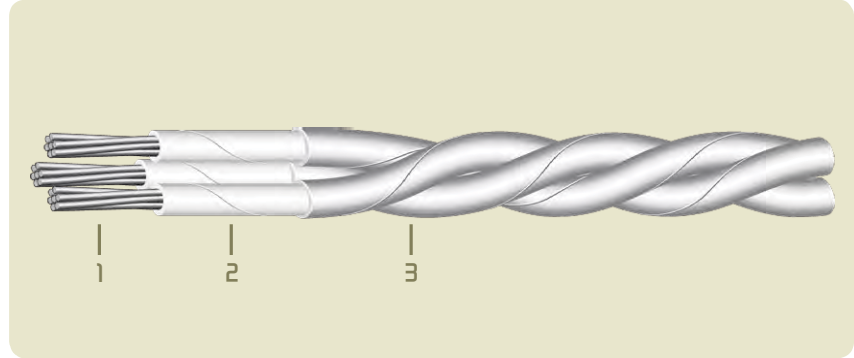
Twisted triples

ESCC 3901 024

Abrasion resistant PTFE tape

Operating temperature: -200°C up to +200°C

Voltage rating: 600 VAC max.



Construction

- 1 - Stranded silver plated copper or copper alloy conductor,
- 2 - Abrasion resistant PTFE tape,
- 3 - Abrasion resistant PTFE tape.

Single wire colour: Red, blue and yellow

Except other specification: black, brown, orange, green, violet, grey, white.

Main characteristics

Excellent physical, chemical and electrical properties:

- > excellent penetration resistance under pressure,
- > excellent abrasion resistance,
- > resist large overloads with no fire risk,
- > non-flammable,
- > good flexibility and very low spring back effect,
- > resistant to most chemicals,
- > suited for thermal, mechanical or laser stripping.

AXON' REFERENCE	CONDUCTOR					SINGLE WIRE MAX. Ø mm	BUNDLE MAX. Ø mm	MAX. WEIGHT g/m
	AWG	STRANDING Nb x Ø mm	MAX. Ø mm	NOM. CROSS SECTION mm ²	MAX. DC RESISTANCE AT 20°C Ω / km			
ESCC 3901 024 17	30	7X0.102 SPCA	0.32	0.057	384	0.75	1.6	4.1
ESCC 3901 024 18	28	7X0.127 SPCA	0.39	0.09	259	0.85	1.8	5.3
ESCC 3901 024 19	26	19X0.10 SPCA	0.47	0.15	171	1.00	2.2	6.9
ESCC 3901 024 20	24	19X0.12 SPCA	0.58	0.25	121	1.15	2.5	9.8
ESCC 3901 024 21	22	19X0.15 SPC	0.76	0.40	64	1.30	2.8	13.9
ESCC 3901 024 22	20	19X0.20 SPC	0.99	0.60	37	1.55	3.3	23.3
ESCC 3901 024 23	16	19X0.30 SPC	1.49	1.20	15	2.20	4.7	53.6
ESCC 3901 024 24	12	37X0.32 SPC	2.18	3.00	7.5	3.00	6.5	104

SPC: silver plated copper - SPCA: silver plated copper alloy

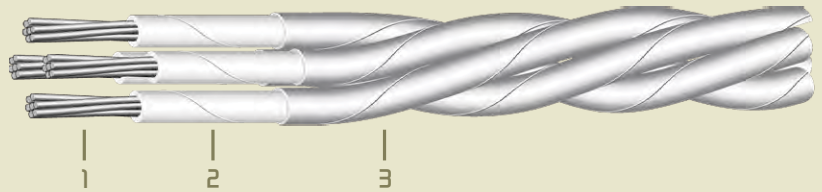
Twisted quads

ESCC 3901 024

Abrasion resistant PTFE tape

Operating temperature: -200°C up to +200°C

Voltage rating: 600 VAC max.



Construction

- 1 - Stranded silver plated copper or copper alloy conductor,
- 2 - Abrasion resistant PTFE tape,
- 3 - Abrasion resistant PTFE tape.

Single wire colour: Red, blue, yellow and green

Except other specification: black, brown, orange, violet, grey, white.

Main characteristics

Excellent physical, chemical and electrical properties:

- › excellent penetration resistance under pressure,
- › excellent abrasion resistance,
- › resist large overloads with no fire risk,
- › non-flammable,
- › good flexibility and very low spring back effect,
- › resistant to most chemicals,
- › suited for thermal, mechanical or laser stripping.

AXON' REFERENCE	CONDUCTOR					SINGLE WIRE MAX. Ø mm	BUNDLE MAX. Ø mm	MAX. WEIGHT g/m
	AWG	STRANDING Nb x Ø mm	MAX. Ø mm	NOM. CROSS SECTION mm ²	MAX. DC RESISTANCE AT 20°C Ω / km			
ESCC 3901 024 25	30	7X0.102 SPCA	0.32	0.057	385	0.75	1.8	5.4
ESCC 3901 024 26	28	7X0.127 SPCA	0.39	0.09	260	0.85	2.0	7.1
ESCC 3901 024 27	26	19X0.10 SPCA	0.47	0.15	171	1.00	2.4	9.2
ESCC 3901 024 28	24	19X0.12 SPCA	0.58	0.25	122	1.15	2.8	13.0
ESCC 3901 024 29	22	19X0.15 SPC	0.76	0.40	64	1.30	3.1	18.5
ESCC 3901 024 30	20	19X0.20 SPC	0.99	0.60	37	1.55	3.7	31.1
ESCC 3901 024 31	16	19X0.30 SPC	1.49	1.20	16	2.20	5.3	71.4
ESCC 3901 024 32	12	37X0.32 SPC	2.18	3.00	7.9	3.00	7.2	138.6

SPC: silver plated copper - SPCA: silver plated copper alloy

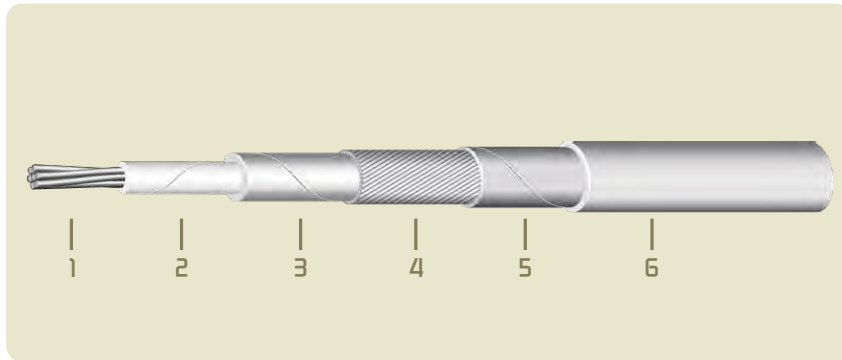
Shielded jacketed single wires

ESCC 3901 024

Abrasion resistant PTFE tape

Operating temperature: -200°C up to +200°C

Voltage rating: 600 VAC max.



Construction

- 1 - Stranded silver plated copper or copper alloy conductor,
- 2 - Abrasion resistant PTFE tape,
- 3 - Abrasion resistant PTFE tape,
- 4 - Silver plated copper helicoidal shield,
- 5 - Expanded PTFE tape,
- 6 - Extruded PFA insulation.

Single wire colour: Red)

Except other specification: black, brown, orange, yellow, green, blue, violet, grey, white.

Jacket colour: White

Main characteristics

Excellent physical, chemical and electrical properties:

- › excellent penetration resistance under pressure,
- › excellent abrasion resistance,
- › resist large overloads with no fire risk,
- › non-flammable,
- › good flexibility and very low spring back effect,
- › suited for thermal, mechanical or laser stripping.

AXON' REFERENCE	CONDUCTOR					SHIELD STRAND MAX. Ø mm	SINGLE WIRE MAX. Ø mm	OVERALL MAX. Ø mm	MAX. WEIGHT g/m
	AWG	STRANDING Nb x Ø mm	MAX. Ø mm	NOM. CROSS SECTION mm ²	MAX. DC RESISTANCE AT 20°C Ω / km				
ESCC 3901 024 33	30	7X0.102 SPCA	0.32	0.057	383	0.079	0.75	1.35	4.3
ESCC 3901 024 34	28	7X0.127 SPCA	0.39	0.09	258	0.079	0.85	1.45	5.0
ESCC 3901 024 35	26	19X0.10 SPCA	0.47	0.15	170	0.079	1.00	1.60	6.0
ESCC 3901 024 36	24	19X0.12 SPCA	0.58	0.25	120	0.079	1.15	1.75	7.3
ESCC 3901 024 37	22	19X0.15 SPC	0.76	0.40	63	0.079	1.30	1.9	9.1
ESCC 3901 024 38	20	19X0.20 SPC	0.99	0.60	35	0.079	1.55	2.15	12.8
ESCC 3901 024 39	16	19X0.30 SPC	1.49	1.20	15	0.079	2.20	2.8	24
ESCC 3901 024 40	12	37X0.32 SPC	2.18	3.00	7.5	0.079	3.00	3.6	42.8

SPC: silver plated copper - SPCA: silver plated copper alloy


Shielded jacketed twisted pairs

ESCC 3901 024

Abrasion resistant PTFE tape

Operating temperature: -200°C up to +200°C

Voltage rating: 600 VAC max.



Construction

- 1 - Stranded silver plated copper or copper alloy conductor,
- 2 - Abrasion resistant PTFE tape,
- 3 - Abrasion resistant PTFE tape,
- 4 - Silver plated copper helicoidal shield,
- 5 - Expanded PTFE tape,
- 6 - Extruded PFA insulation.

Single wire colour: Red and blue

Except other specification: black, brown, orange, yellow, green, violet, grey, white.

Jacket colour: White

Main characteristics

Excellent physical, chemical and electrical properties:

- > excellent penetration resistance under pressure,
- > excellent abrasion resistance,
- > resist large overloads with no fire risk,
- > non-flammable,
- > good flexibility and very low spring back effect,
- > resistant to most chemicals,
- > suited for thermal, mechanical or laser stripping.

AXON' REFERENCE	CONDUCTOR					SHIELD STRAND MAX. Ø mm	SINGLE WIRE MAX. Ø mm	OVERALL MAX. Ø mm	MAX. WEIGHT g/m
	AWG	STRANDING Nb x Ø mm	MAX. Ø mm	NOM. CROSS SECTION mm ²	MAX. DC RESISTANCE AT 20°C Ω / km				
ESCC 3901 024 41	30	7X0.102 SPCA	0.32	0.057	383	0.079	0.75	2.1	7.3
ESCC 3901 024 42	28	7X0.127 SPCA	0.39	0.09	258	0.079	0.85	2.3	8.5
ESCC 3901 024 43	26	19X0.10 SPCA	0.49	0.15	170	0.079	1.00	2.6	10.0
ESCC 3901 024 44	24	19X0.12 SPCA	0.58	0.25	120	0.079	1.15	2.9	12.5
ESCC 3901 024 45	22	19X0.15 SPC	0.76	0.40	63	0.079	1.30	3.2	16.0
ESCC 3901 024 46	20	19X0.20 SPC	0.99	0.60	35	0.079	1.55	3.7	24.2
ESCC 3901 024 47	16	19X0.30 SPC	1.49	1.20	15	0.079	2.20	5.0	44.5
ESCC 3901 024 48	12	37X0.32 SPC	2.18	3.00	7.5	0.079	3.00	6.6	81.0

SPC: silver plated copper - SPCA: silver plated copper alloy


Shielded jacketed twisted triples

ESCC 3901 024

Abrasion resistant PTFE tape

Operating temperature: -200°C up to +200°C

Voltage rating: 600 VAC max.



Construction

- 1 - Stranded silver plated copper or copper alloy conductor,
- 2 - Abrasion resistant PTFE tape,
- 3 - Abrasion resistant PTFE tape,
- 4 - Silver plated copper helicoidal shield,
- 5 - Expanded PTFE tape,
- 6 - Extruded PFA insulation.

Single wire colour: Red, blue and yellow

Except other specification: black, brown, orange, green, violet, grey, white.

Jacket colour: White

Main characteristics

Excellent physical, chemical and electrical properties:

- > excellent penetration resistance under pressure,
- > excellent abrasion resistance,
- > resist large overloads with no fire risk,
- > non-flammable,
- > good flexibility and very low spring back effect,
- > resistant to most chemicals,
- > suited for thermal, mechanical or laser stripping.

AXON' REFERENCE	CONDUCTOR					SHIELD STRAND MAX. Ø mm	SINGLE WIRE MAX. Ø mm	OVERALL MAX. Ø mm	MAX. WEIGHT g/m
	AWG	STRANDING Nb x Ø mm	MAX. Ø mm	NOM. CROSS SECTION mm ²	MAX. DC RESISTANCE AT 20°C Ω / km				
ESCC 3901 024 49	30	7X0.102 SPCA	0.32	0.057	385	0.079	0.75	2.2	9
ESCC 3901 024 50	28	7X0.127 SPCA	0.39	0.09	259	0.079	0.85	2.4	10.6
ESCC 3901 024 51	26	19X0.10 SPCA	0.47	0.15	171	0.079	1.00	2.8	12.7
ESCC 3901 024 52	24	19X0.12 SPCA	0.58	0.25	121	0.079	1.15	3.1	15.9
ESCC 3901 024 53	22	19X0.15 SPC	0.76	0.40	64	0.079	1.30	3.4	24.3
ESCC 3901 024 54	20	19X0.20 SPC	0.99	0.60	37	0.079	1.55	3.9	33.0
ESCC 3901 024 55	16	19X0.30 SPC	1.49	1.20	15	0.079	2.20	5.3	62.2
ESCC 3901 024 56	12	37X0.32 SPC	2.18	3.00	7.5	0.079	3.00	7.0	115.5

SPC: silver plated copper - SPCA: silver plated copper alloy


Shielded jacketed twisted quads

ESCC 3901 024

Abrasion resistant PTFE tape

Operating temperature: -200°C up to +200°C

Voltage rating: 600 VAC max.



Construction

- 1 - Stranded silver plated copper or copper alloy conductor,
- 2 - Abrasion resistant PTFE tape,
- 3 - Abrasion resistant PTFE tape,
- 4 - Silver plated copper helicoidal shield,
- 5 - Expanded PTFE tape,
- 6 - Extruded PFA insulation.

Single wire colour: Red, blue, yellow and green

Except other specification: black, brown, orange, violet, grey, white.

Jacket colour: White

Main characteristics

Excellent physical, chemical and electrical properties:

- excellent penetration resistance under pressure,
- excellent abrasion resistance,
- resist large overloads with no fire risk,
- non-flammable,
- good flexibility and very low spring back effect,
- resistant to most chemicals,
- suited for thermal, mechanical or laser stripping.

AXON' REFERENCE	CONDUCTOR					SHIELD STRAND MAX. Ø mm	SINGLE WIRE MAX. Ø mm	BUNDLE MAX. Ø mm	MAX. WEIGHT g/m
	AWG	STRANDING Nb x Ø mm	MAX. Ø mm	NOM. CROSS SECTION mm ²	MAX. DC RESISTANCE AT 20°C Ω / km				
ESCC 3901 024 57	30	7X0.102 SPCA	0.32	0.057	386	0.079	0.75	2.4	10.9
ESCC 3901 024 58	28	7X0.127 SPCA	0.39	0.09	260	0.079	0.85	2.6	13.0
ESCC 3901 024 59	26	19X0.10 SPCA	0.47	0.15	171	0.079	1.00	3.0	15.7
ESCC 3901 024 60	24	19X0.12 SPCA	0.58	0.25	122	0.079	1.15	3.4	20.2
ESCC 3901 024 61	22	19X0.15 SPC	0.76	0.40	64	0.079	1.30	3.7	26.4
ESCC 3901 024 62	20	19X0.20 SPC	0.99	0.60	37	0.079	1.55	4.3	42.0
ESCC 3901 024 63	16	19X0.30 SPC	1.49	1.20	16	0.079	2.20	5.9	80.7
ESCC 3901 024 64	12	37X0.32 SPC	2.18	3.00	7.9	0.079	3.00	7.8	151.5

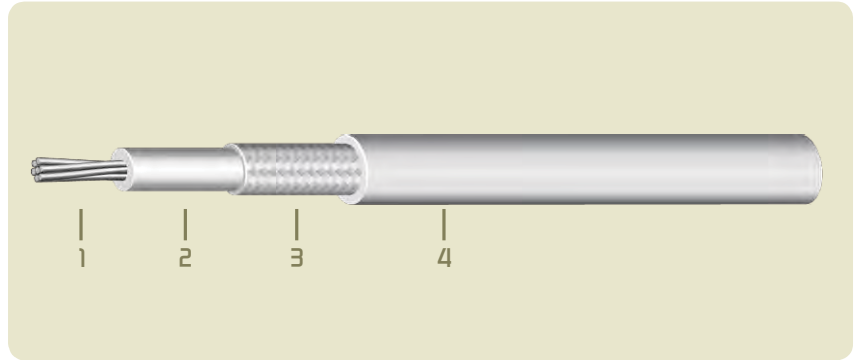
SPC: silver plated copper - SPCA: silver plated copper alloy

Coaxial cable

ESCC 3902 002

CELLOFLON® dielectric

Operating temperature: -200°C up to +180°C.



Construction

- 1 - Stranded silver plated copper or copper alloy conductor,
- 2 - Expanded microporous PTFE (CELLOFLON® - colour: natural),
- 3 - Silver plated copper braided shield,
- 4 - PFA jacket.

Main characteristics

Excellent physical, chemical and electrical properties:

- > excellent penetration resistance under pressure,
- > resist large overloads with no fire risk,
- > non-flammable,
- > good flexibility,
- > resistant to most chemicals,
- > suited for thermal, mechanical or laser stripping,
- > controlled impedance for optimal data transmission.

AXON' REFERENCE	ZC Ω	INNER CONDUCTOR			DIELECTRIC	JACKET		
		AWG	MAX. Ø mm	MAX. DC RESISTANCE AT 20°C Ω / km		NOM. Ø mm	MAX. Ø mm	JACKET COLOUR
ESCC 3902 002 03	50	28	0.39	239	1.05	1.75	White	6.5
ESCC 3902 002 04	50	26	0.49	150	1.25	2.05	Orange	8.3
ESCC 3902 002 05	50	20	1.03	30.8	3.0	3.9	Green	28
ESCC 3902 002 06	75	26	0.49	150	2.07	2.9	Black	14


SPC: silver plated copper - SPCA: silver plated copper alloy

Triaxial cable

ESCC 3902 002

CELLOFLON® dielectric

Operating temperature: -200°C up to +180°C.



Construction

- 1 - Stranded silver plated copper or copper alloy conductor,
- 2 - Expanded microporous PTFE (CELLOFLON® - colour: natural),
- 3 - Silver plated copper braided shield,
- 4 - PFA jacket (colour: natural),
- 5 - Wrapped foil shield (only **var. 13**),
- 6 - Silver plated copper braided shield,
- 7 - Extruded PFA insulation.

Main characteristics

Excellent physical, chemical and electrical properties:

- > excellent penetration resistance under pressure,
- > resist large overloads with no fire risk,
- > non-flammable,
- > good flexibility,
- > resistant to most chemicals,
- > suited for thermal, mechanical or laser stripping,
- > controlled impedance for optimal data transmission..

AXON' REFERENCE	ZC Ω	INNER CONDUCTOR			DIELECTRIC	INNER JACKET MAX. Ø mm	COAXIAL CABLE		
		AWG	MAX. Ø mm	MAX. DC RESISTANCE AT 20°C Ω / km			MAX. Ø mm	JACKET COLOUR	MAX. WEIGHT g/m
ESCC 3902 002 10	50	26	0.49	150	1.25	1.9	2.9	Orange	16
ESCC 3902 002 11	50	20	1.03	30.8	3.0	3.8	5.2	Green	52
ESCC 3902 002 12	75	20	1.03	30.8	4.33	5.2	7.3	Natural	74
ESCC 3902 002 13	75	20	1.03	30.8	4.33	5.2	7.3	White	85

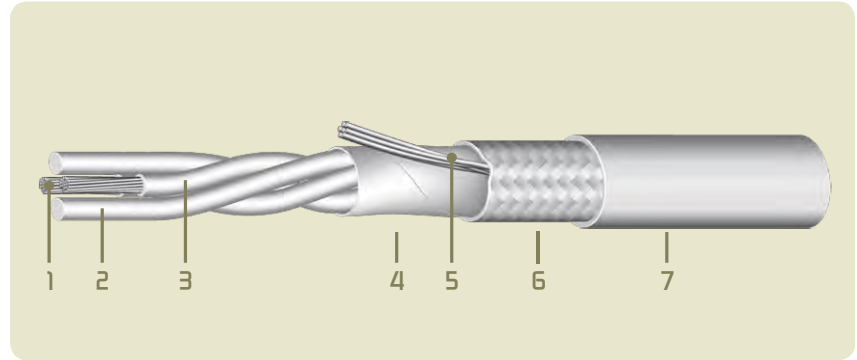
SPC: silver plated copper - SPCA: silver plated copper alloy

Databus cable

ESCC 3902 002

CELLOFLON® dielectric

Operating temperature: -200°C up to +180°C.



Construction

- 1 - Stranded silver plated copper or copper alloy conductor,
- 2 - Filler: Expanded PTFE (CELLOFLON® - colour: natural),
- 3 - Dielectric: Expanded PTFE (CELLOFLON® - colour: natural - **except var. 20**: wrapped PTFE),
- 4 - Binder (only **var. 22**): wrapped expanded PTFE (CELLOFLON® - colour: natural),
- 5 - Stranded silver plated copper or copper alloy drain wire placed longitudinally,
- 6 - Silver plated copper shield,
- 7 - PFA jacket.

Main characteristics

Excellent physical, chemical and electrical properties:

- > excellent penetration resistance under pressure,
- > resist large overloads with no fire risk,
- > non-flammable,
- > good flexibility,
- > resistant to most chemicals,
- > suited for thermal, mechanical or laser stripping,
- > controlled impedance for optimal data transmission.

AXON' REFERENCE	ZC Ω	INNER CONDUCTOR			DIELECTRIC		SHIELD Ø mm	JACKET		MAX. WEIGHT g/m
		AWG	MAX. Ø mm	MAX. DC RESISTANCE AT 20°C Ω / km	NOM. Ø mm	COLOUR		MAX. Ø mm	COLOUR	
ESCC 3902 002 20	75	24	0.65	95	1.2	■/□	2.4	3.9	■	24
ESCC 3902 002 21	100	22	0.82	54	2.1	■/■	4.2	5.2	■	36
ESCC 3902 002 22	120	30	0.32	401	0.8	□	1.6	2.8	■	14
ESCC 3902 002 23	120	28	0.39	256	1.3	□	2.6	3.3	■	18
ESCC 3902 002 24	120	26	0.49	159	1.6	■/■	3.2	3.8	■	21
ESCC 3902 002 25	120	24	0.65	89	2.1	■/■	4.2	5.3	■	32


SPC: silver plated copper - SPCA: silver plated copper alloy

Spacewire quadribus cable

ESCC 3902 003

CELLOFLON® dielectric / PFA jacket

Operating temperature: -200°C up to +180°C.



Construction

- 1 - Stranded silver plated copper alloy conductor,
- 2 - Dielectric: Expanded microporous PTFE,
- 3 - Filler: Expanded microporous PTFE,
- 4 - Binder (only **var. 02**): Wrapped microporous PTFE,
- 5 - Silver plated copper braided shield,
- 6 - PFA jacket,
- 7 - Filler: Expanded microporous PTFE,
- 8 - Binder: Wrapped microporous PTFE,
- 9 - Silver plated copper braided shield,
- 10 - PFA jacket.

Main characteristics

Excellent physical, chemical and electrical properties:

- > Designed to meet nominal transmission performances of Spacewire protocol,
- > excellent penetration resistance under pressure,
- > resist large overloads with no fire risk,
- > non-flammable,
- > good flexibility,
- > resistant to most chemicals,
- > suited for thermal, mechanical or laser stripping,
- > controlled impedance for optimal data transmission.

AXON' REFERENCE	ZC Ω	INNER CONDUCTOR					SINGLE WIRE		SYMMETRIC CABLE SHIELD STRAND Ø mm
		AWG	STRANDING Nb x Ø mm	MAX. Ø mm	NOM. CROSS SECTION mm²	MAX. DC RESISTANCE AT 20°C Ω / km	MAX. Ø mm	DIELECTRIC COLOUR	
ESCC 3902 003 01	100	28	7x0.127 SPCA	0.39	0.089	256	1.2	Blue / White	0.079
ESCC 3902 003 02	100	26	7x0.160 SPCA	0.49	0.141	159	1.4	Blue	0.079

AXON' REFERENCE	SYMMETRIC CABLE			ROUND CABLE					
	BINDER NOM. THICKNESS mm	MAX. Ø mm	MAX. WEIGHT g/m	BINDER NOM. THICKNESS mm	SHIELD STRAND Ø mm	MAX. Ø mm	JACKET COLOUR	MAX. WEIGHT g/m	MIN. BEND RADIUS
ESCC 3902 003 01	-	2.7	12	0.102	0.102	7.5	White	85	90
ESCC 3902 003 02	0.076	3.1	15	0.102	0.102	9	Blue	115	120

SPC: silver plated copper - SPCA: silver plated copper alloy